



## GameDay View | Overview

Last Modified on 19/05/2023 10:46 am AEST

**GameDay View** is a reporting dashboard dedicated to providing high-level business intelligence and insights on your organisation's membership and transactional data.

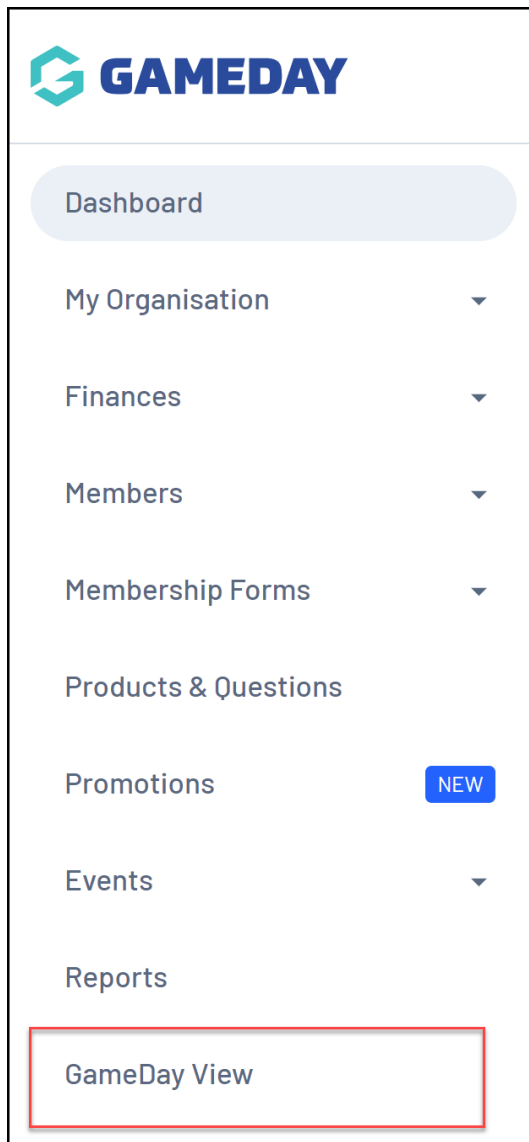
Using high-level summary data and visual insights, GameDay View is designed to give you a quick, yet powerful snapshot of certain metrics within your data set in a format that is perfect for presentations or board reports, and gives you a great overview of the health of your sport.

**Note:** GameDay View is currently not available to all customers. If you do not have access to GameDay View within your GameDay database, please contact GameDay directly through the enquiry form [here](#).

## Accessing GameDay View

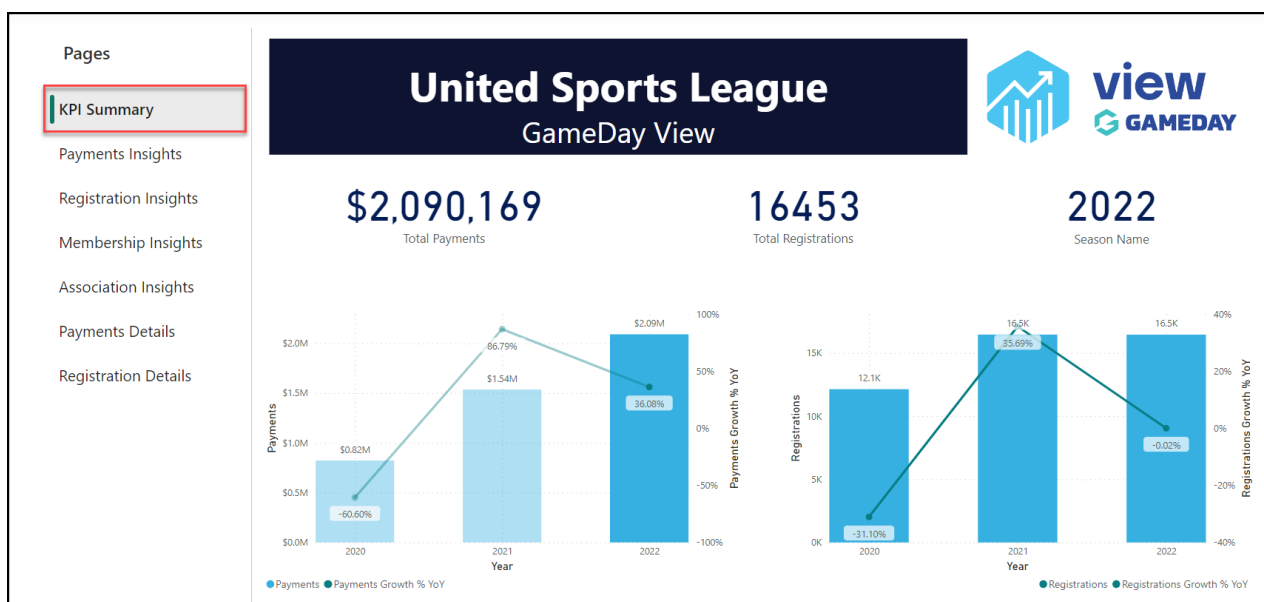
To access GameDay View:

1. Click **GAMEDAY VIEW** in the left-hand menu.



Current reports available in **GameDay View** include:

## KPI Summary



The KPI Summary dashboard displays:

- **Total Payments:** The total value of all payments processed in your GameDay hierarchy. This figure updates automatically to reflect the applicable season when clicking on any of the bars in the dashboard.
- **Total Registrations:** The total number of registrations processed in your GameDay database. This figure updates automatically to reflect the applicable season when clicking on any of the bars in the dashboard.
- **Season Name:** Indicates which season the dashboard metrics are calculating. Updates automatically to reflect the applicable season when clicking on any of the bars in the dashboard.
- **Total Payments and Registrations by Year:** The two bar charts shown on this dashboard give you a year-on-year breakdown of the total payments (in the left-hand chart) and total registrations (in the right-hand chart), including a trend line showing the year-on-year growth for payments and registrations each year.

## Payment Insights



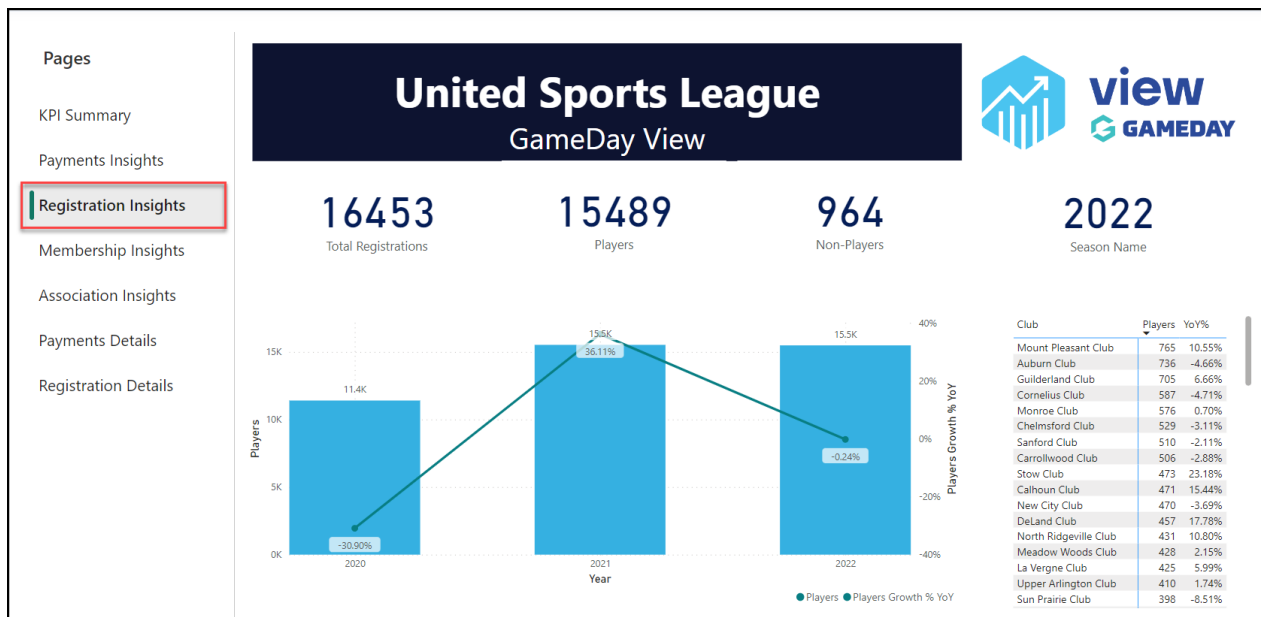
The **Payment Insights** dashboard displays:

- **Total Payments:** The total value of all payments processed in your GameDay hierarchy. This figure updates automatically to reflect the applicable season when clicking on any of the bars in the dashboard.
- **League Revenue:** The total revenue collected from payments into your individual GameDay database. This figure updates automatically to reflect the applicable season when clicking on any of the bars in the dashboard.
- **Season Name:** Indicates which season the dashboard metrics are calculating.

Updates automatically to reflect the applicable season when clicking on any of the bars in the dashboard.

- **Total Payments by Month:** The bar chart shown on this dashboard displays a breakdown of total payments processed in your GameDay database by month, including a trend line showing the year-on-year payment growth for each month.
- **Payments by Organisation:** Displays a list of all organisations within your hierarchy, including their total payments processed, league revenue and year-on-year growth percentage.

## Registration Insights



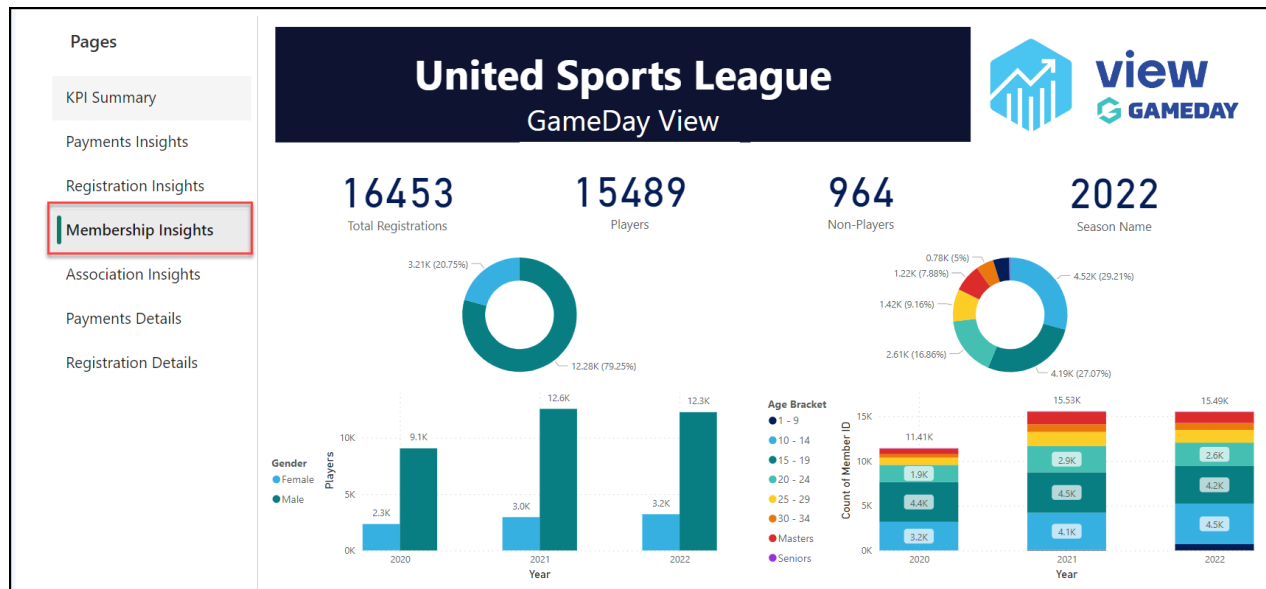
The **Registration Insights** dashboard displays:

- **Total Registrations:** The total number of registrations processed in your GameDay hierarchy. This figure updates automatically to reflect the applicable season when clicking on any of the bars in the dashboard.
- **Total Players:** The total number of player registrations processed in your GameDay hierarchy. This figure updates automatically to reflect the applicable season when clicking on any of the bars in the dashboard.
- **Total Non-Players:** The total number of non-player registrations processed in your GameDay hierarchy. This figure updates automatically to reflect the applicable season when clicking on any of the bars in the dashboard.
- **Season Name:** Indicates which season the dashboard metrics are calculating. Updates automatically to reflect the applicable season when clicking on any of the bars in the dashboard.
- **Total Players by Year:** The bar chart shown on this dashboard gives you a year-on-year breakdown of the total players registered to your organisation, including a

trend line showing the year-on-year growth for registered players.

- **Players by Organisation:** Displays a list of all organisations within your hierarchy, including their total player registrations processed for the current season and year-on-year growth percentage.

## Membership Insights



The **Membership Insights** dashboard displays:

- **Total Registrations:** The total number of registrations processed in your GameDay hierarchy. This figure updates automatically to reflect the applicable season when clicking on any of the bars in the dashboard.
- **Total Players:** The total number of player registrations processed in your GameDay hierarchy. This figure updates automatically to reflect the applicable season when clicking on any of the bars in the dashboard.
- **Total Non-Players:** The total number of non-player registrations processed in your GameDay hierarchy. This figure updates automatically to reflect the applicable season when clicking on any of the bars in the dashboard.
- **Season Name:** Indicates which season the dashboard metrics are calculating. Updates automatically to reflect the applicable season when clicking on any of the bars in the dashboard.
- **Gender Breakdown:** The Pie Chart and Bar Charts shown on the left-hand side of the dashboard displays a breakdown of total registrations for the current year by Gender.
- **Gender Breakdown:** The Pie Chart and Bar Charts shown on the right-hand side of the dashboard displays a breakdown of total registrations for the current year by Age Bracket.

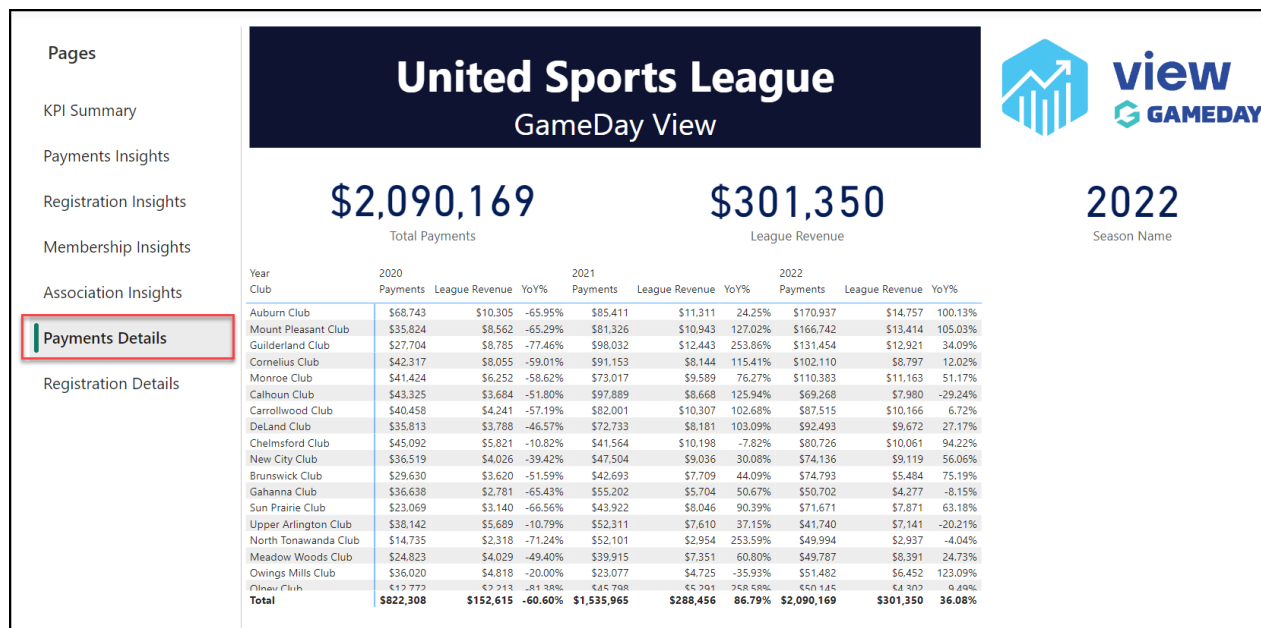
# Association Insights



The **Association Insights** dashboard displays:

- **Total Registrations:** The total number of registrations processed in your GameDay hierarchy. This figure updates automatically to reflect the applicable season when clicking on any of the bars in the dashboard.
- **Total Players:** The total number of player registrations processed in your GameDay hierarchy. This figure updates automatically to reflect the applicable season when clicking on any of the bars in the dashboard.
- **Total Non-Players:** The total number of non-player registrations processed in your GameDay hierarchy. This figure updates automatically to reflect the applicable season when clicking on any of the bars in the dashboard.
- **Season Name:** Indicates which season the dashboard metrics are calculating. Updates automatically to reflect the applicable season when clicking on any of the bars in the dashboard.
- **Association Map:** An interactive hotspot map showing the top Associations (by player volume) for your hierarchy.
- **Associations Growth:** A plotted chart showing the Association hotspots by total players and year-on-year growth.

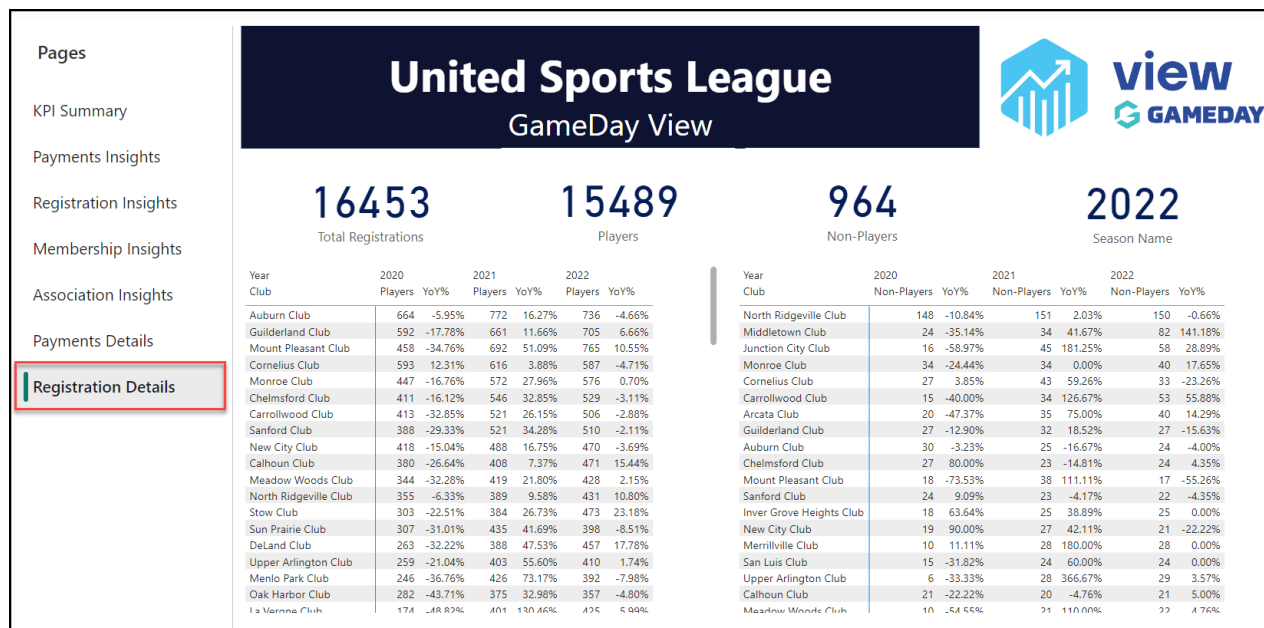
## Payment Details



The **Payments Details** dashboard displays:

- **Total Payments:** The total value of all payments processed in your GameDay hierarchy. This figure updates automatically to reflect the applicable season when clicking on any of the bars in the dashboard.
- **League Revenue:** The total revenue collected from payments into your individual GameDay database. This figure updates automatically to reflect the applicable season when clicking on any of the bars in the dashboard.
- **Season Name:** Indicates which season the dashboard metrics are calculating. Updates automatically to reflect the applicable season when clicking on any of the bars in the dashboard.
- **Payments by Organisation:** A table-based breakdown of each organisation in your hierarchy including payments, league revenue and year-on-year growth per year.

## Registration Details



The **Registration Details** dashboard displays:

- Total Registrations:** The total number of registrations processed in your GameDay hierarchy. This figure updates automatically to reflect the applicable season when clicking on any of the bars in the dashboard.
- Total Players:** The total number of player registrations processed in your GameDay hierarchy. This figure updates automatically to reflect the applicable season when clicking on any of the bars in the dashboard.
- Total Non-Players:** The total number of non-player registrations processed in your GameDay hierarchy. This figure updates automatically to reflect the applicable season when clicking on any of the bars in the dashboard.
- Season Name:** Indicates which season the dashboard metrics are calculating. Updates automatically to reflect the applicable season when clicking on any of the bars in the dashboard.
- Players by Organisation Breakdown:** A table-based breakdown of each organisation in your hierarchy including total players and year-on-year growth per year.
- Non-Players by Organisation Breakdown:** A table-based breakdown of each organisation in your hierarchy including total non-players and year-on-year growth per year.

### Related Articles