

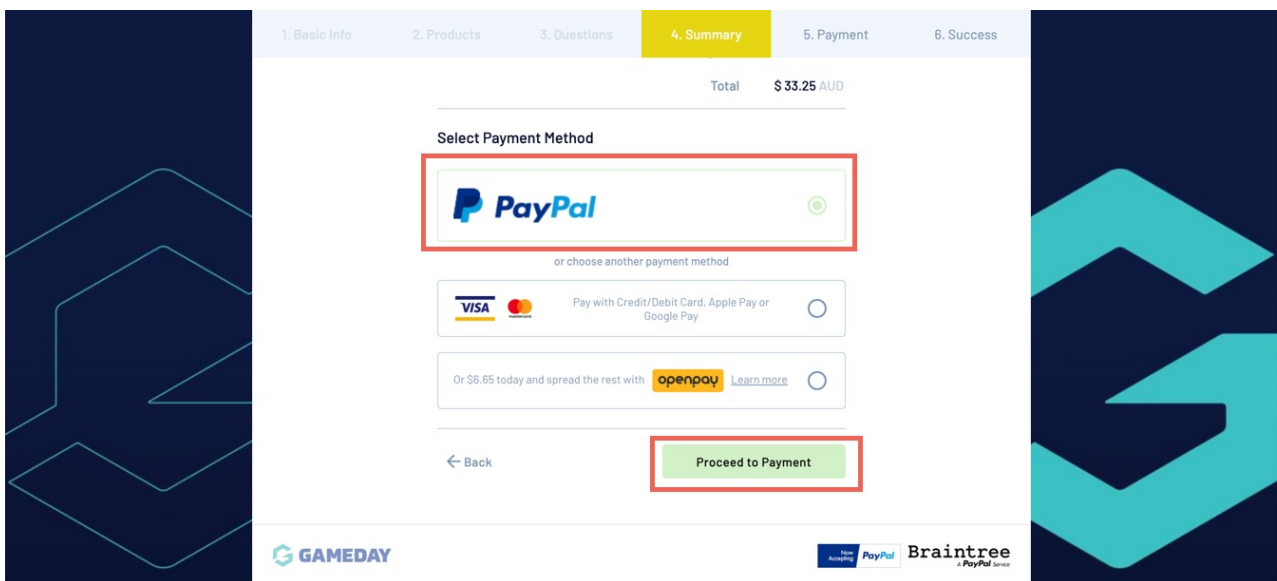
How do I pay using PayPal?

Last Modified on 12/04/2022 8:42 am AEST

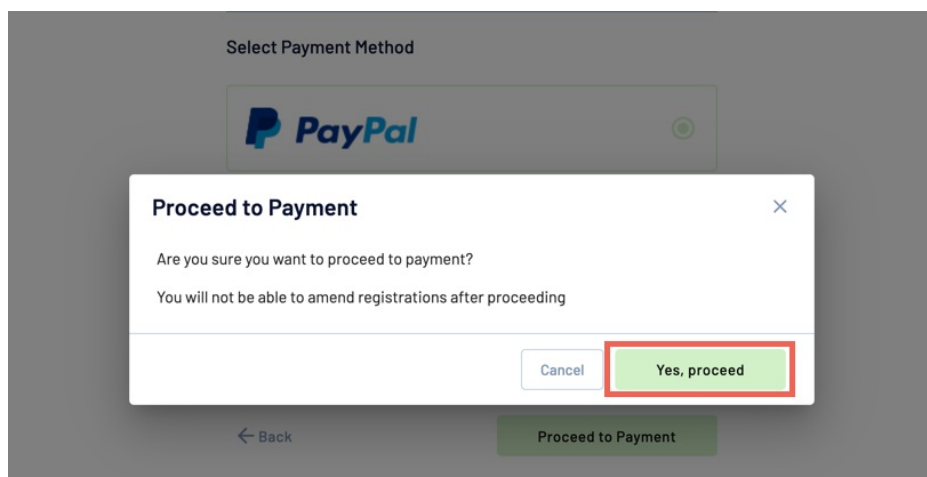
Users can pay online using PayPal for most supported currencies. Completing the registration form is the same for both.

When you get to the summary screen, select **PayPal** will be the pre-selected payment method.

Select Proceed to Payment



Select **Yes, Proceed** to continue to Pay with PayPal



On the Payment Gateway screen, select the **PayPal** button. Users can also choose to Save their PayPal account for future use by selecting the "Save new PayPal account for future use" checkbox.

Make a Payment

Total due: \$ 33.25 AUD



Save new PayPal account for future use

[← Back](#)

[Pay Now](#)

Enter your PayPal account log in credentials and select **Log In**



Log in to PayPal

With a PayPal account, you're eligible for Return Shipping on Us, Buyer Protection and more.

[Forgotten your password?](#)

[Log In](#)

or

[Pay by Debit or Credit Card](#)

If you have more than one payment option set up in PayPal, select which option you want to use to pay. Click **Continue**.

SportsTG

Hi Army,

Choose a way to pay

MasterCard MasterCard Credit Card x-
1234 5678 9010 1112

WISA WISA

+ Add a credit or debit card

[Continue](#)

PayPal is a safer, faster way to pay
No matter where you shop, we keep your financial information securely encrypted.

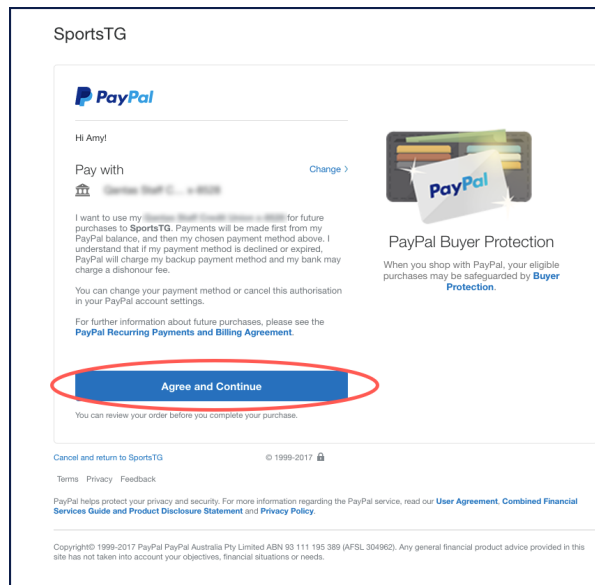
[Cancel and return to SportsTG](#) © 1999-2017

[Terms](#) [Privacy](#) [Feedback](#)

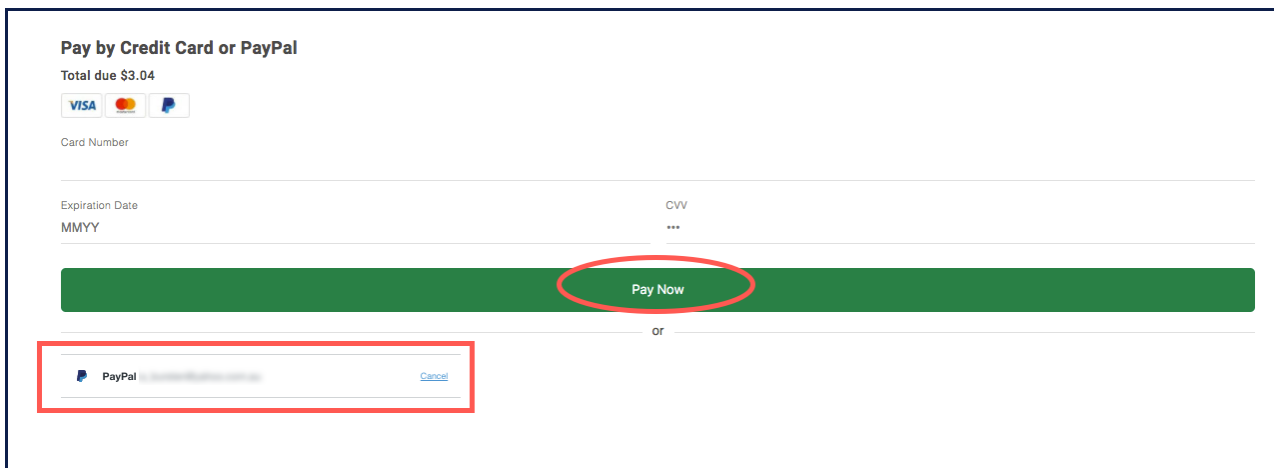
PayPal helps protect your privacy and security. For more information regarding the PayPal service, read our [User Agreement](#), [Combined Financial Services Guide and Product Disclosure Statement](#) and [Privacy Policy](#).

Copyright© 1999-2017 PayPal Australia Pty Limited ABN 93 111 195 389 (AFSL 304962). Any general financial product advice provided in this site has not taken into account your objectives, financial situations or needs.

You must accept the terms and conditions. Click the **Agree and Continue** button.



You are taken back to the registration form payment page. Beneath the Pay Now button you will see your PayPal payment option. Click **Pay Now** and the payment will come from Pay Pal.



Buy Now Pay Later with PayPal

Users of GameDay can now choose to utilise **PayPal Pay in 4** (for Australian customers) and **PayPal Pay in 3** (for UK customers) for eligible shopping cart amounts.

For any transactions via GameDay, the order value needs to be between:

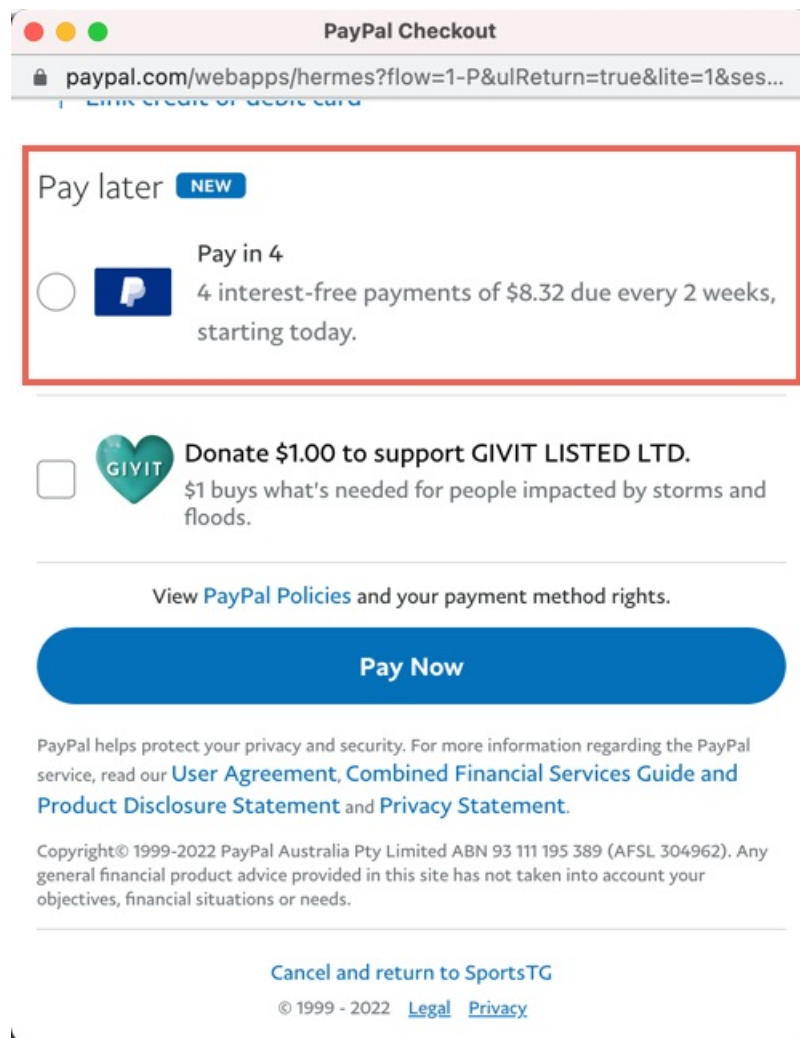
- \$30 to \$1,500 for Australian Dollars
- £30 to £2,000 for British Pounds

Importantly, there are no additional charges to clubs, sports organisations or event organisers where members or event participants choose to pay via **PayPal Pay in 4** (for Australian customers) and **PayPal Pay in 3** (for UK customers).

To utilise this option, users can select this once logged into their PayPal account and scrolling

down to the **Pay Later** section.

- Select the **Pay in 4** (for Australian customers) or **Pay in 3** (for UK customers) option
- Select the **PAY NOW** button
- a Payment Plan will be created and the first instalment will be taken from your preferred payment method
- a confirmation email from PayPal will also be sent to confirm the payment plan and instalment dates for the remainder of your payments



After registering, I have had a \$1 transaction come out of my account and am unsure what it is for?

Our payment gateway sometimes takes out a \$1 amount from a members bank account as a way of verifying the payment method used to pay for registrations. Without context, this can cause registrants to query the charge and think that they are being scammed when they are not- this is a normal process between payment gateways and banks and the \$1 fee will be returned back into the members account within the next 1-2 business days. This will only be a once off occurrence as it is usually done only when using a specific payment method for the very first time.

Related Articles
