

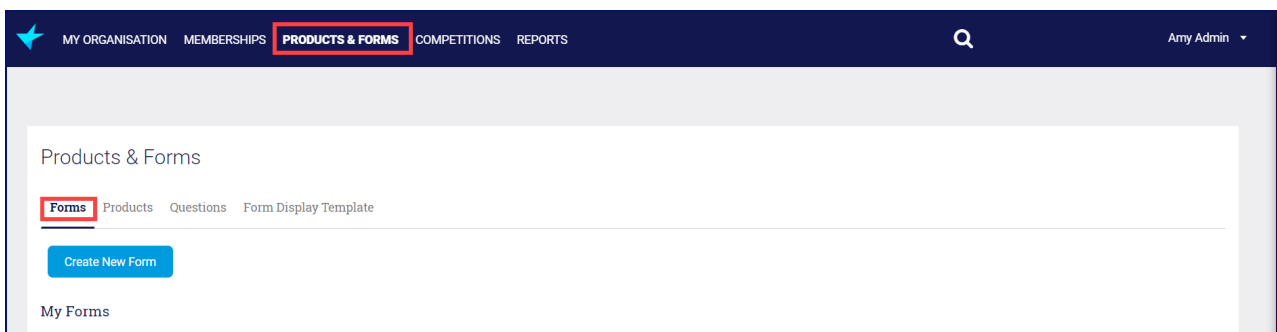
How do I make products available to specific members?

Last Modified on 07/10/2019 3:32 pm AEDT

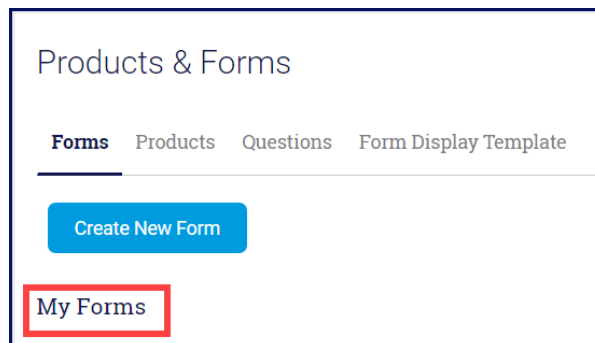
Products may be only available to specific members, such as boys or players or members under 16. After you create a product and add it to a form, you can specify who can see it.

Select Products & Forms.

NOTE: this is also available under the Memberships menu.

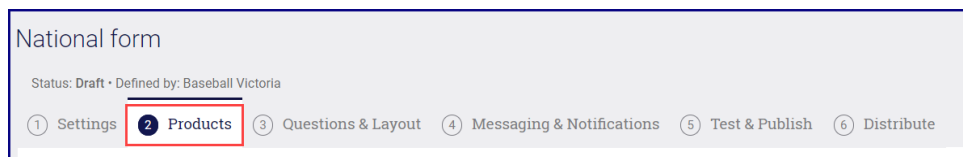


My Forms is the list of your Registration Forms.

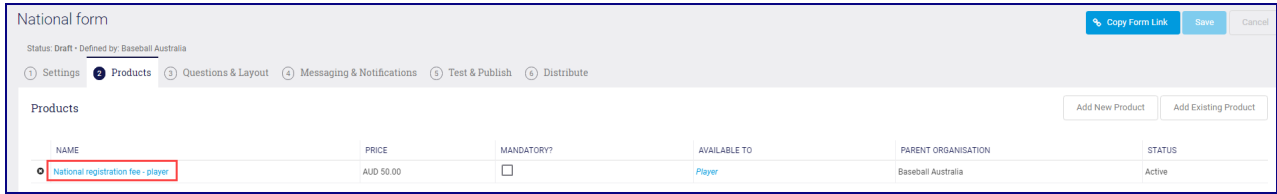


FORM NAME	MEMBER TYPES	STATUS	REGISTRATIONS	LAST MODIFIED DATE	
National form	Player, Volunteer, Official, Coach	Draft	LIVE (25 Jun 2018 - 31 Dec 2018)	27/06/2018 1:17 pm	EDIT
New Test		Draft	LIVE (13 Jun 2018 - 29 Jun 2018)	25/06/2018 3:35 pm	EDIT

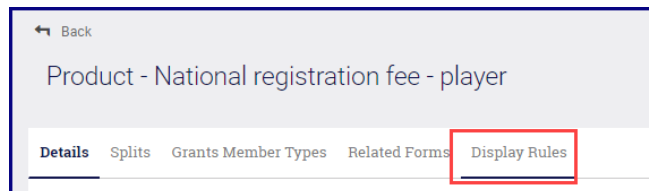
Select Products.



Click on the product name.

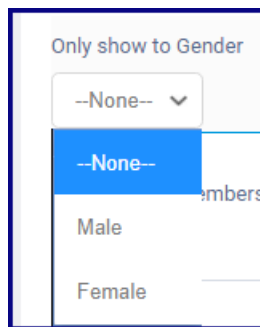


Select **Display Rules**.



Set the rules as required.

If the product is only for boys or girls, click in the Gender field and select from the drop down list.

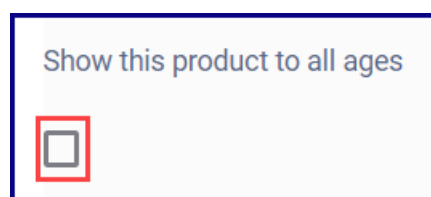


If the product is only for members of a certain age, you must first untick the **Show this product to all ages** box.

Hover over the field and click the pencil.



Untick the box.



Enter the minimum age a participant needs to be and select when that age is effective.

Participants aged at least

10 on --None--

and no older than

on

- None--
- Season Start Date
- Season End Date
- Specific Date

If you select one of the "season" options, another box will open for you to select the applicable season.

Participants aged at least

10 on Season Start Date

2018-2019 Summer

Enter the maximum age a participant can be and select when that age is effective. If you select **Specific Date**, a calendar opens for you to select the date.

Participants aged at least

10 on Season Start Date

and no older than

12 on Specific Date

October 2018						
Mo	Tu	We	Th	Fr	Sa	Su
1	2	3	4	5	6	7
8	9	10	11	12	13	14
15	16	17	18	19	20	21
22	23	24	25	26	27	28
29	30	31				

If the product is only for certain member types, tick the boxes that apply.

Only show to Member Type

Richard Umpire Scorer Coach Player Hunter Volunteer

Boss Official

When you have finished, click **Save**.

Related Articles
