


Editing the Member Counter Titles

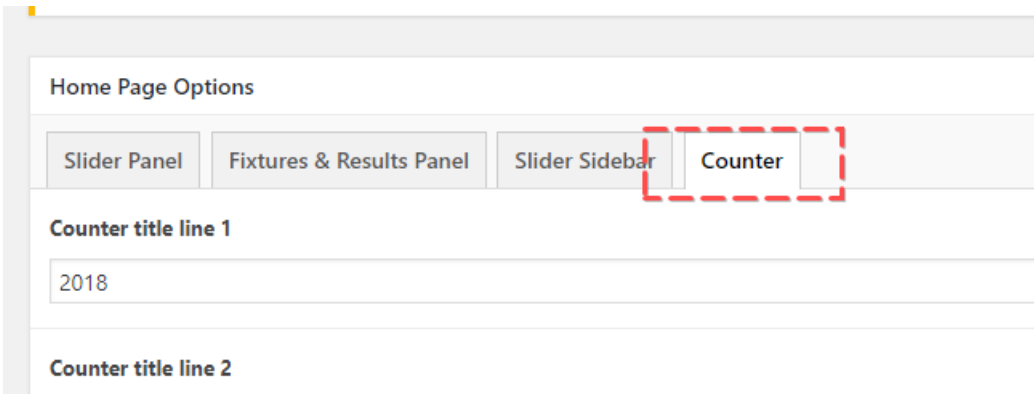
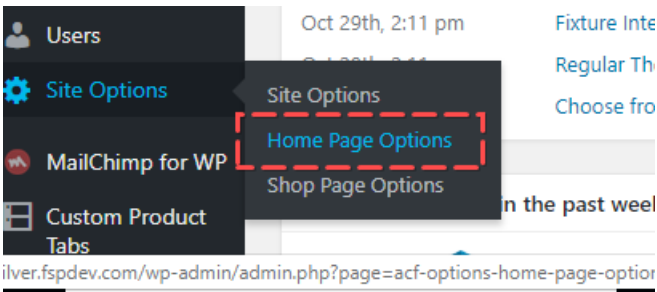
Last Modified on 17/12/2018 11:54 am AEDT

The location of the Membership Counter can be seen here on the Front End.



STEP 1

Click on the Home Page Options link from the dashboard, and then select the "counter" option.



STEP 2

Edit all of the relevant field titles to achieve the message you want on the front end.

Home Page Options

Slider Panel Fixtures & Results Panel Slider Sidebar **Counter**

Counter title line 1
2018

Counter title line 2
Foundation

Counter title line 3
Member

Counter title line 4
Privileges

Counter Number
3064

Counter Number Text



STEP 3

Add in the destination link of the button

Counter Button Link

<http://silver.fspdev.com/>

Related Articles

