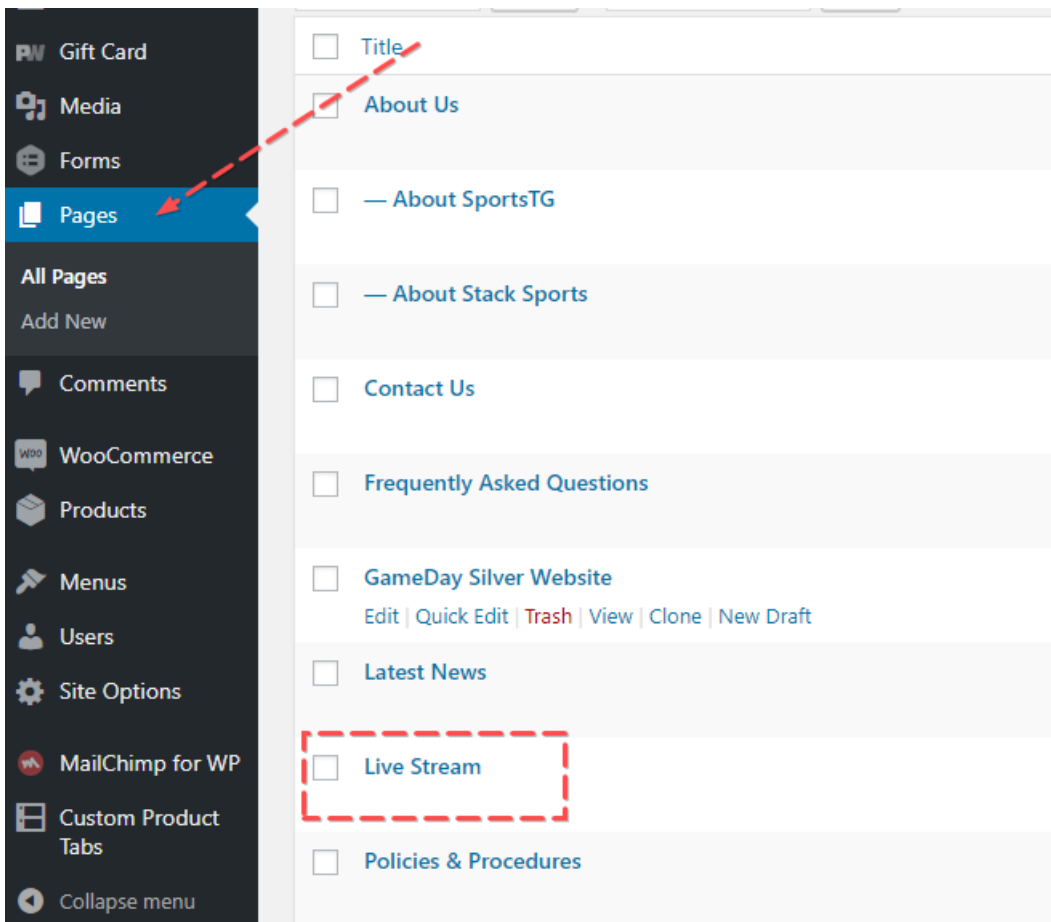


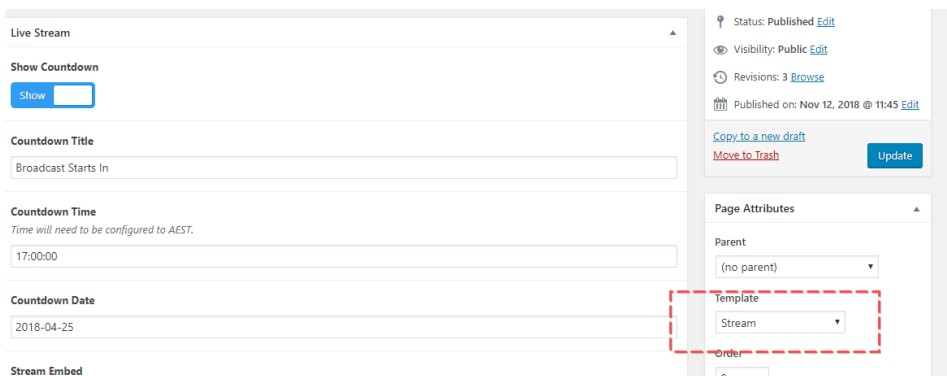
Setting up your Live Stream Page

Last Modified on 17/12/2018 2:36 pm AEDT

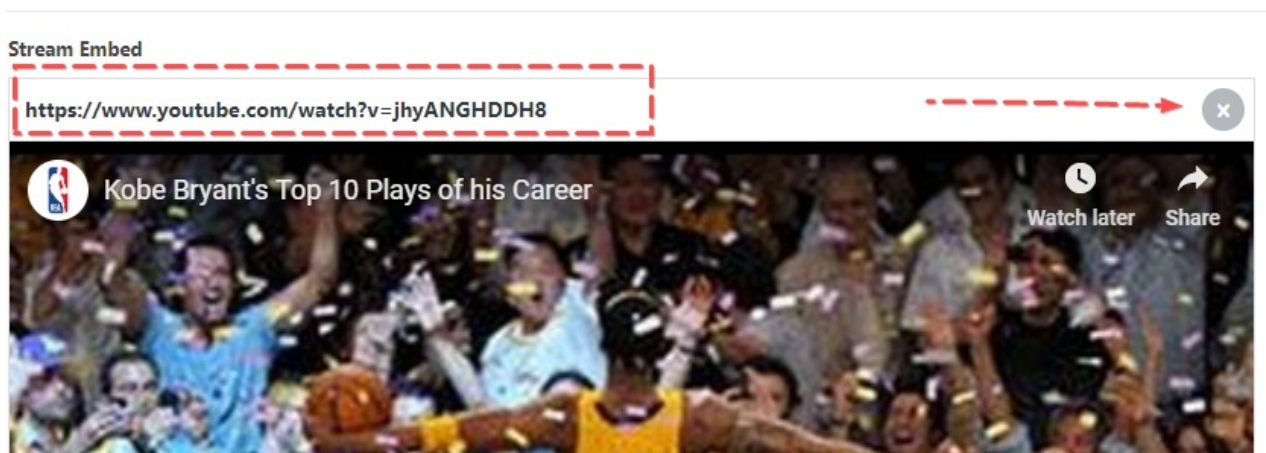
There are several page templates within the GameDay Silver Website. If you click on the "Pages" option from the dashboard, you will be taken to the list of all the pages that have been configured in your website already.



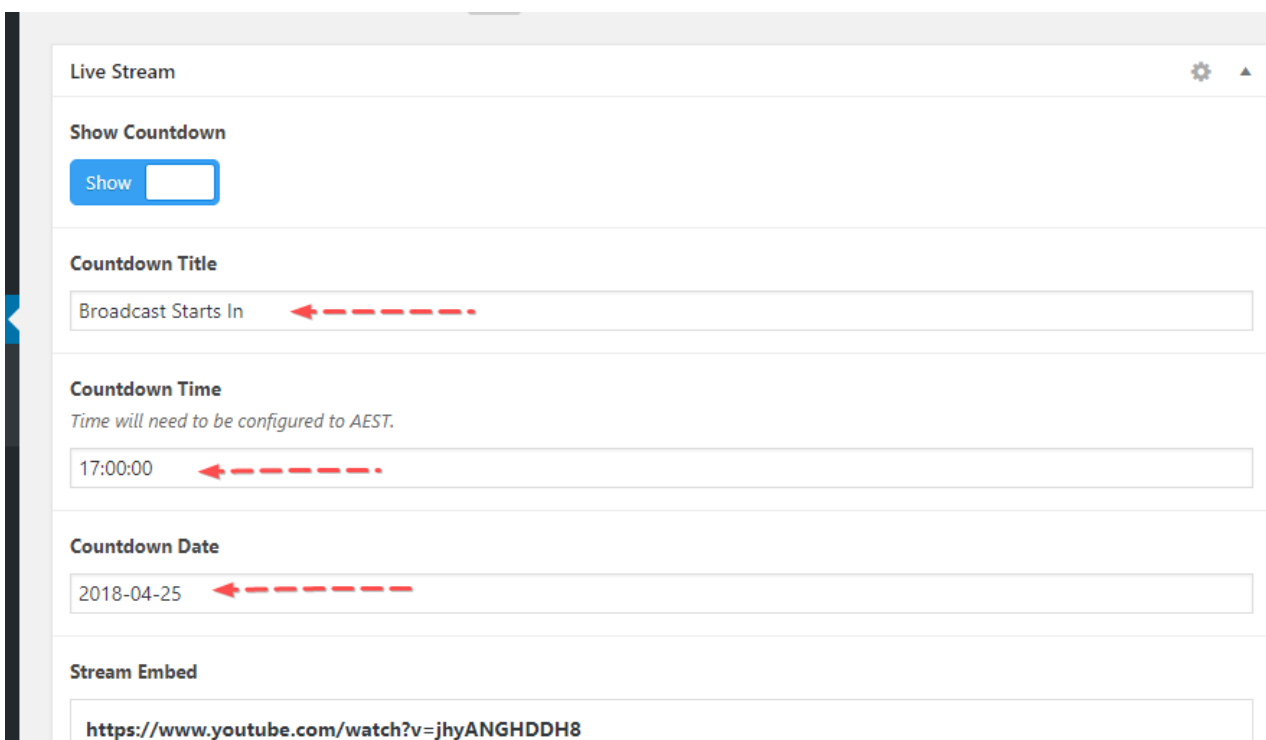
The Live Stream page has already been set up using the "Stream" page template.



To change the video that displays on this page, all you need to do is grab the Video URL (Youtube, Vimeo etc) and paste it into this field (You remove the URL that is there by clicking the X on the right).



You can also change the title and timing of the countdown timer by changing the values in these fields.



NOTE: You can create multiple Live Stream pages if you have several streams going at once. All you need to do is [create a new page](#), and select the "Stream" template. You can also rename the "Livestream" page to whatever you want using the title field.

Home + New View Page Events Copy to a new draft Forms

Edit Page Add New

Live Stream

Permalink: <http://silver.spdev.com/live-stream/> Edit

Live Stream ⚙️ ▲

Show Countdown

Show

Countdown Title

Broadcast Starts In

Countdown Time

Time will need to be configured to AEST.

17:00:00

Countdown Date

2018-04-25

Publish

Status: **Published** [Edit](#)

Visibility: **Public** [Edit](#)

Revisions: 3 [Browse](#)

Published on: Nov 1

[Copy to a new draft](#)

[Move to Trash](#)

Page Attributes

Parent

(no parent)

Template

Stream

Order

Related Articles
