



# GAMEDAY

## Create Organisations

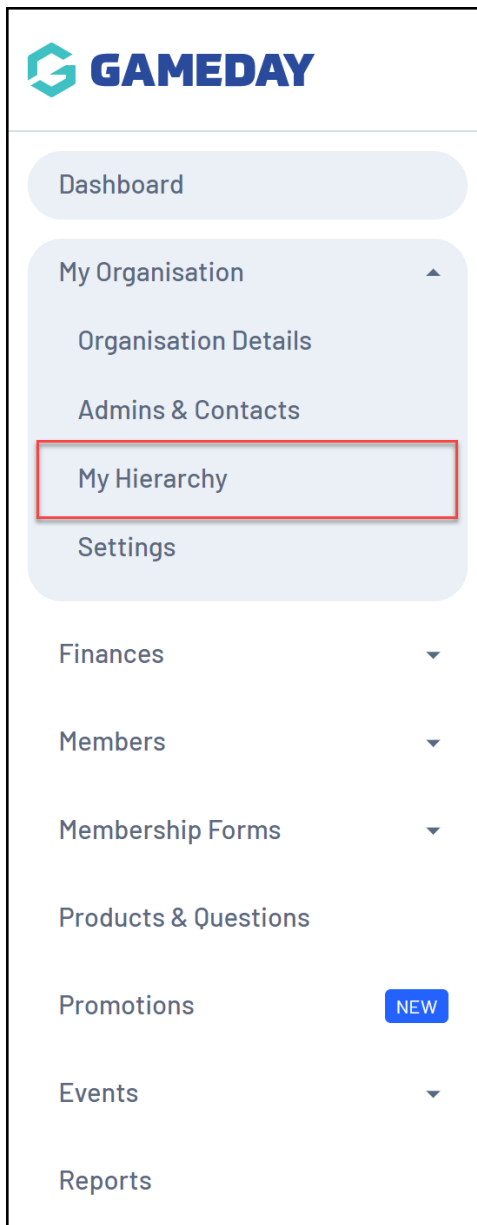
Last Modified on 26/11/2024 12:05 pm AEDT

As an administrator within an organisational hierarchy, you can create new organisations on an individual basis into that hierarchy directly through GameDay.

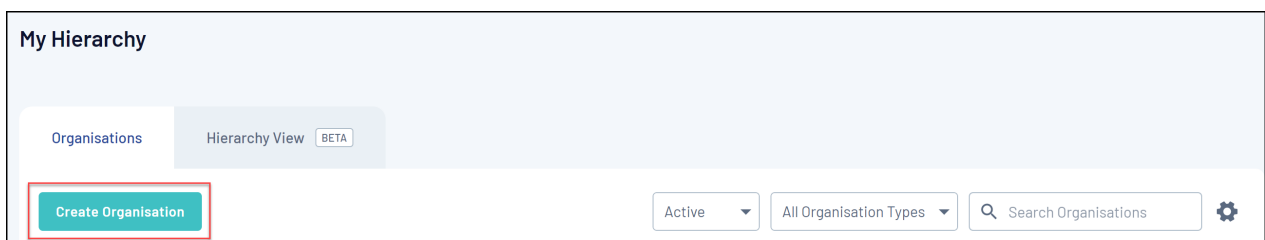
**Note:** If you are at the lowest level of your hierarchy, this option will not be available to you.

To create a new organisation:

1. In the left-hand menu, click **My Organisation > MY HIERARCHY**.



2. Click **CREATE ORGANISATION**.



3. Complete any required information. When you are creating an organisation, you can enter the following information:

- **Organisation Name**
- **Organisation Type:** The sport-specific type of organisation you are creating. Whilst terminology may differ, common organisation types are Associations, Clubs or Centres.
- **An Organisation Logo:** This will appear in various other components of this organisation's database, including registration forms and event landing pages.

- A valid **Phone** number
- A valid **Email Address**
- The organisation's **Timezone**
- **Parent Organisation:** This will determine the primary vertical attachment of this organisation within the hierarchy.
- **Organisation Address**

4. Click **SAVE**.


### Create Organisation ✕

Organisation Name \*

---

Type \*

---

Org Logo   
[Change logo](#)

---

Phone \*

---

Email \*

---

Timezone \*

---

Parent Organisation \*

---

## Related Articles