



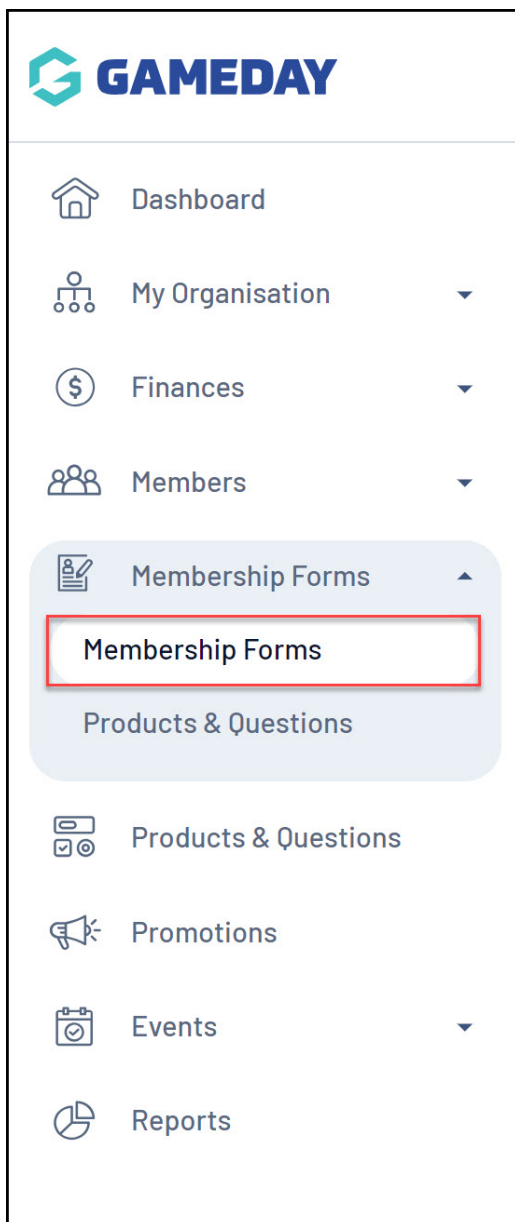
## How do I add a new product to a Membership Form?

Last Modified on 12/01/2024 10:30 am AEDT

When you are creating a Membership Form through GameDay, you are able to create a new product and add it to the form without breaking the flow of the form creation process.

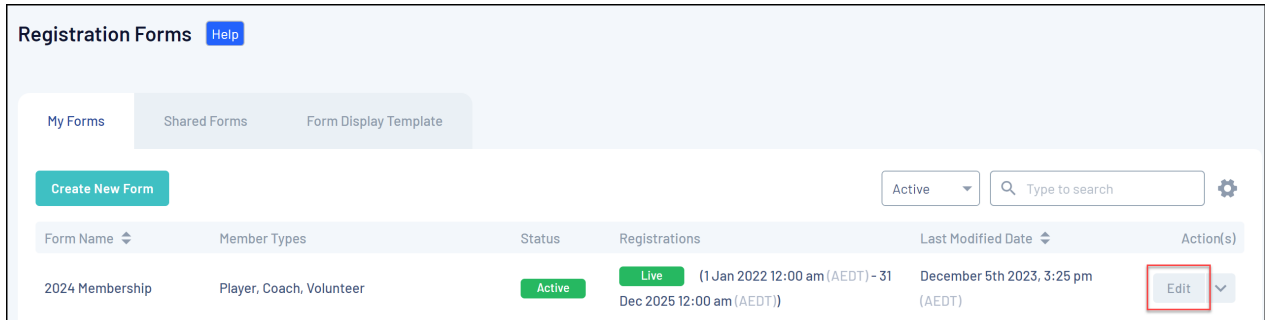
To add a new product to a Membership Form:

1. In the left-hand menu, click **MEMBERSHIP FORMS**

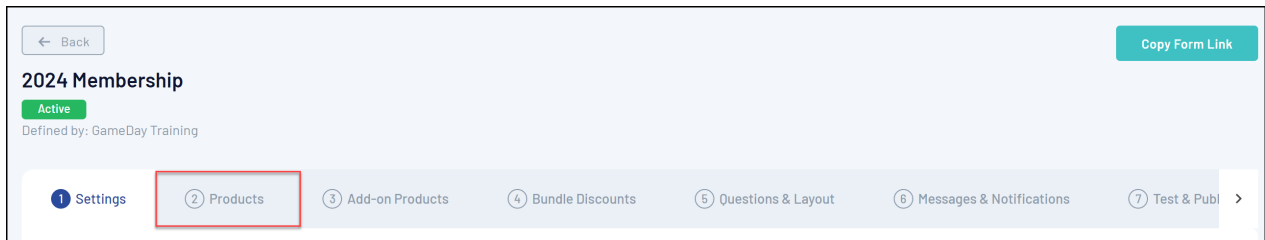


2. **EDIT** the relevant Membership Form - if you do not have any Membership Forms,

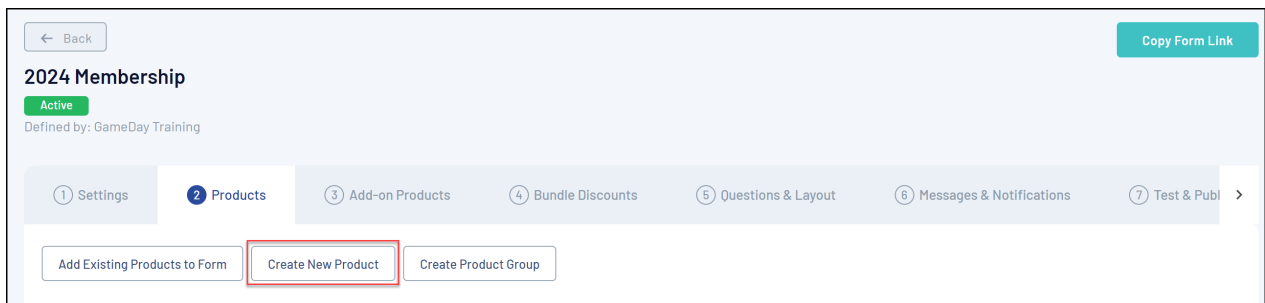
you can create a new one using the **CREATE NEW FORM** button



3. Click the **PRODUCTS** tab



4. Click the **CREATE NEW PRODUCT** button



5. This will open up the product creation wizard. Complete all relevant details to create your new product.

**Note:** For assistance in creating your new product, please visit the [How do I create a product?](#) article

6. With the product now added to your Membership Form, click **SAVE**

## Related Articles