



## How do I customise the look and feel of all of my Membership Forms at once?

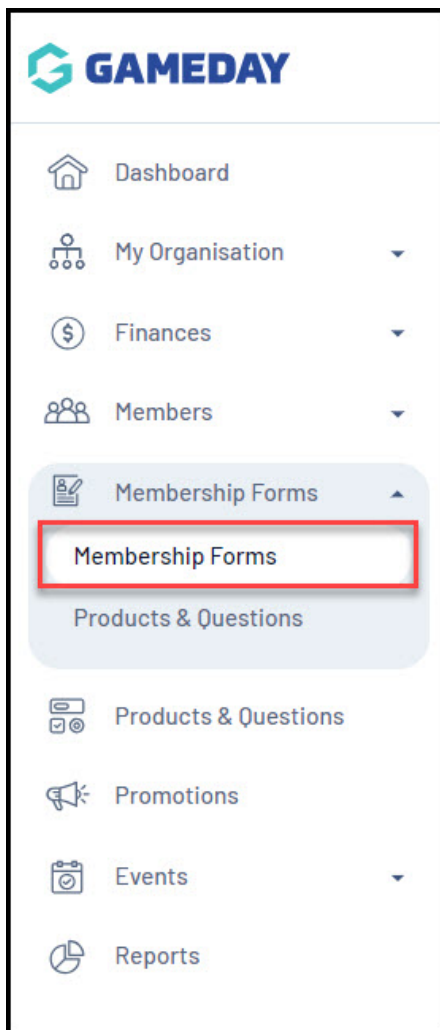
Last Modified on 30/08/2023 10:04 am AEST

Membership Forms include the ability to customise the look-and-feel of your public forms using GameDay's **Form Display Template**.

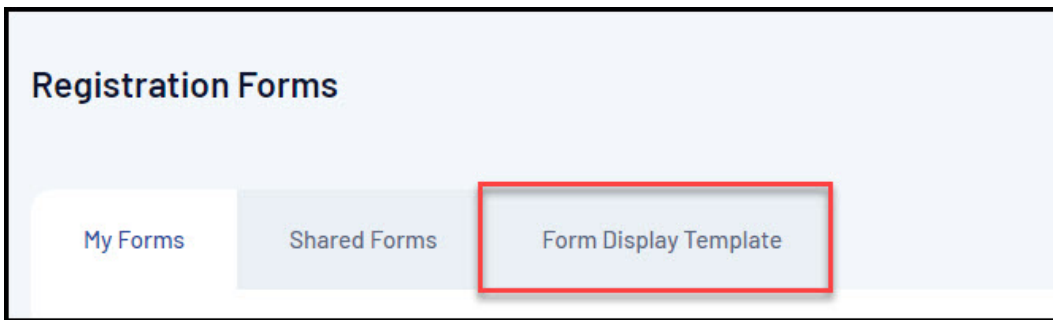
A Form Display Template can be applied broadly to all Membership Forms in your database, including when a form is shared to a lower hierarchy level.

To access the Form Display Template:

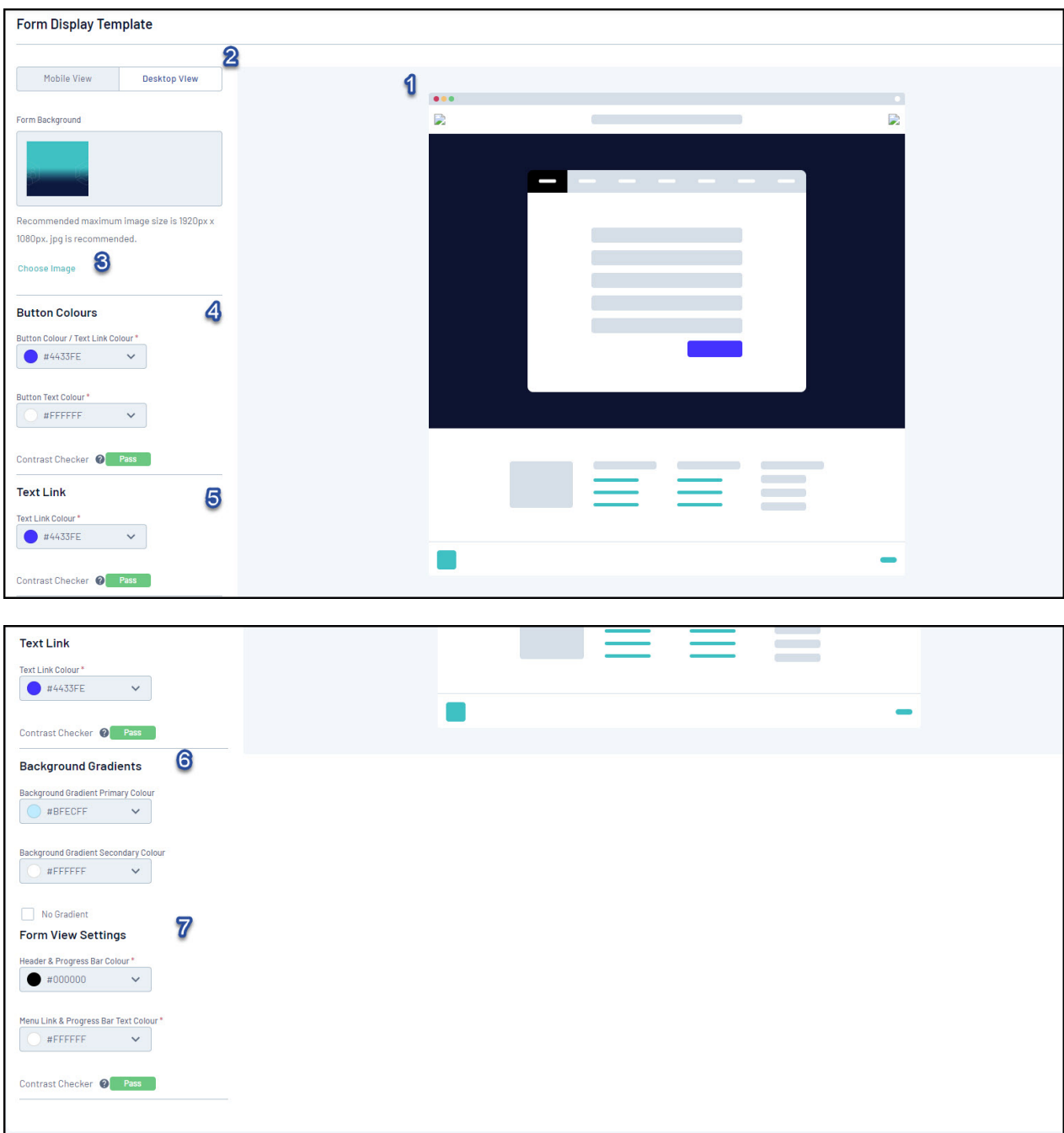
1. In the left-hand menu, click **MEMBERSHIP FORMS**.



2. Select **FORM DISPLAY TEMPLATE**.



The Form Display Template provides significant flexibility in the way you want to present the front-end version of your Membership Forms, with features including:



**1. Preview Container:** Allows you to preview any colour changes you make on the template.

2. **Desktop/Mobile View:** Allows you to toggle the format of the Preview Container to display either desktop view or mobile responsive view.
3. **Background Image:** Allows you to add a custom Background Image.
4. **Button Colours:** Allows you to customise the colour of buttons and button text.
5. **Text Link Colour:** Allows you to customise the colour of text hyperlinks.
6. **Background Gradients:** Allows you to further customise your Background Image by applying gradient colours.
7. **Form View Settings:** Allows you to customise the colour of your Progress Bar and Progress Bar Text.

You will also notice that there is a Contrast Checker when applying your colour scheme. This assists you in setting colours that contrast enough so as to allow text to be seen clearly against their background containers.

## Related Articles

---