



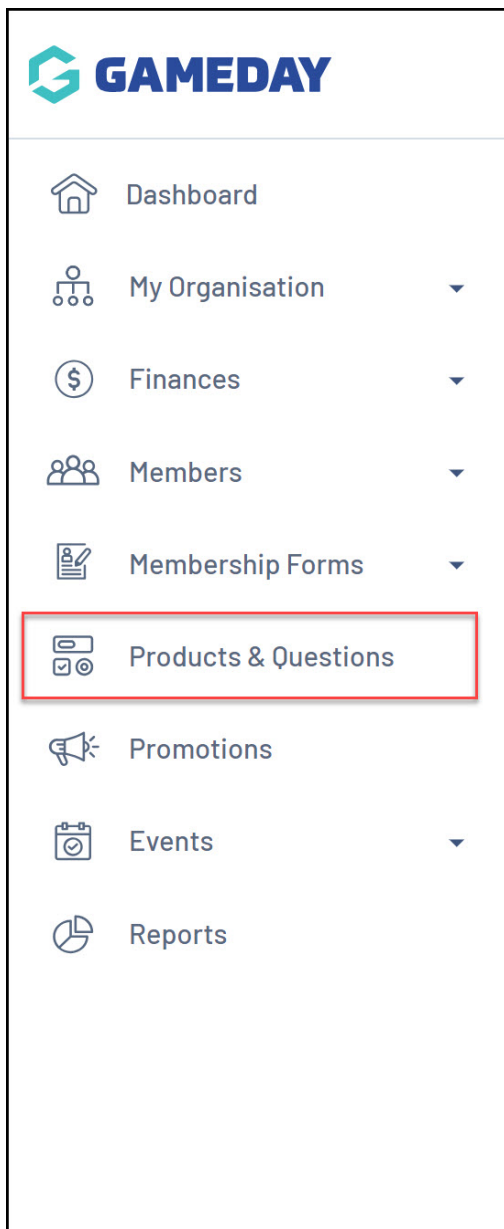
How do I add responses to Picklist and Multiple Choice questions?

Last Modified on 18/01/2024 9:38 am AEDT

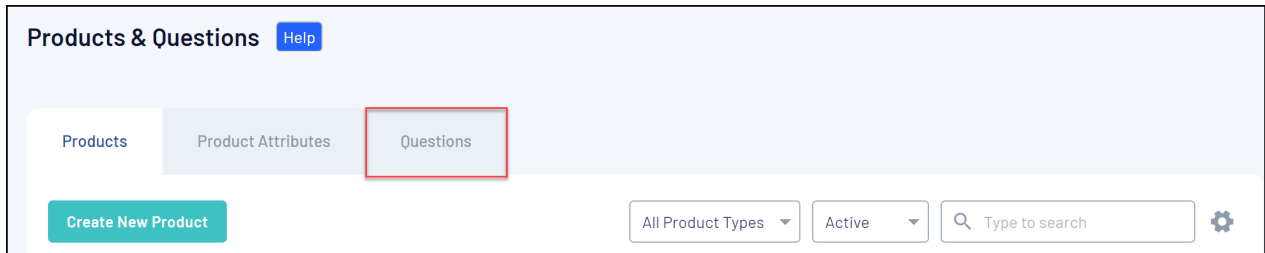
Picklist and Multiple Choice questions require answers to be entered so members can select from a list. The method for creating the answers is different depending on where you created the question.

To add responses to a Picklist or Multiple Choice question:

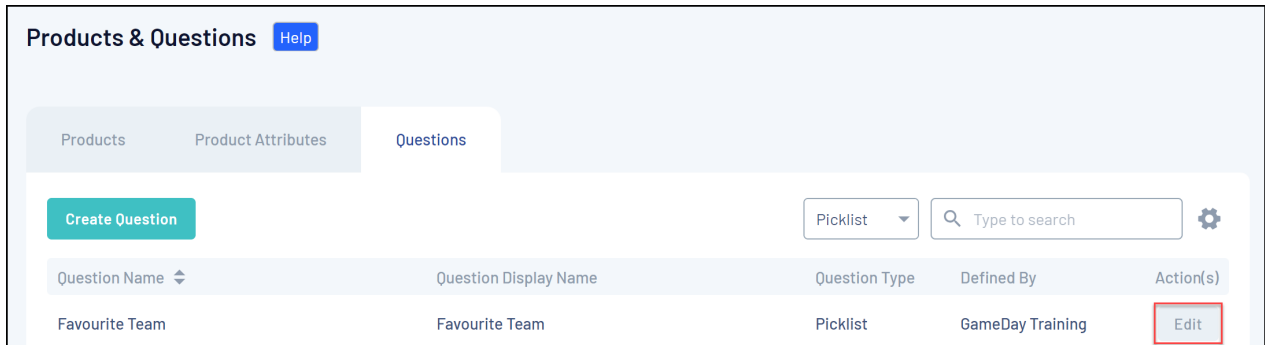
1. In the left-hand menu, click **PRODUCTS & QUESTIONS**



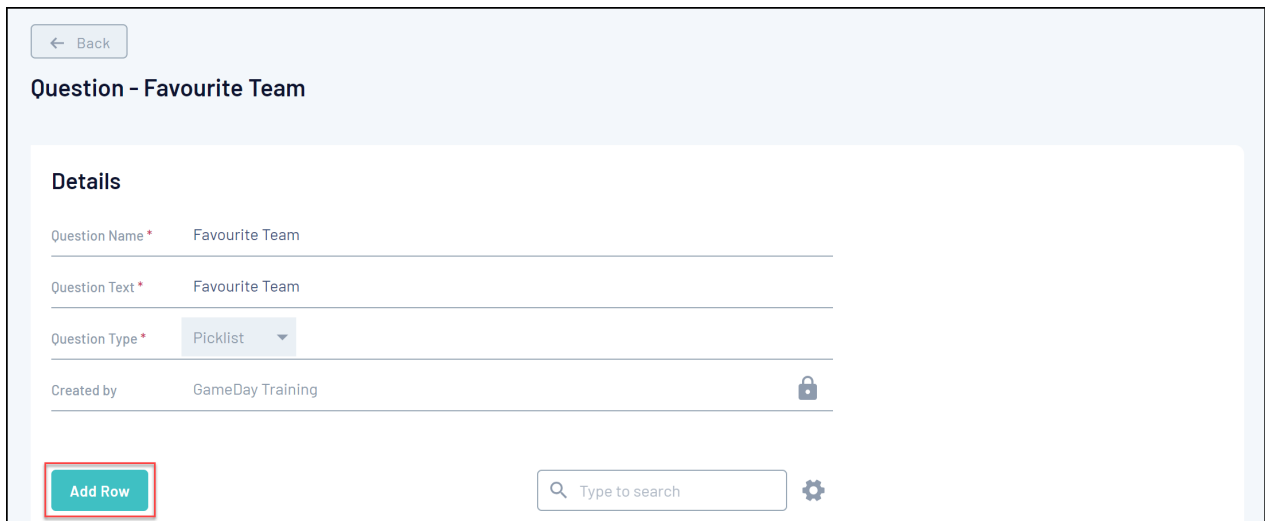
2. Click the **QUESTIONS** tab



3. Find the relevant question, then click **EDIT**



4. Click **ADD ROW**



5. Enter the name of the first response

← Back

Question - Favourite Team

Details

Question Name * Favourite Team

Question Text * Favourite Team

Question Type * Picklist

Created by GameDay Training

Add Row

Action(s)	Name
	Melbourne

6. Continue using the **ADD ROW** button to add as many question responses as needed

Details

Question Name * Favourite Team

Question Text * Favourite Team

Question Type * Picklist

Created by GameDay Training

Add Row

Action(s)	Name
	Melbourne
	Sydney
	Brisbane

7. When you've added all the necessary responses, click **SAVE**

Note: You can also add picklist responses when adding a question to a Membership Form or Event

Related Articles