



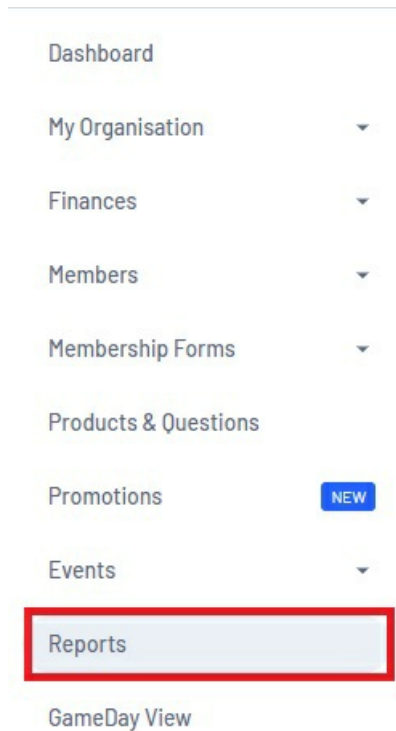
# GAMEDAY

## Financial Transactions Dashboard Report

Last Modified on 19/01/2023 2:41 pm AEDT

The **Financial Transactions Dashboard** report will display information relating to your organisation's orders, settlements, and transactional value. This report is available to all organisations.

### 1. Navigate to Reports



2. On the **Reports Dashboard** tab, find the **Financial Transactions Dashboard** and click **View Report**.

Report Name	Action(s)
Financial Transactions Dashboard	<a href="#">View Report</a>
Settlement Summary Dashboard	<a href="#">View Report</a>
Question Data Dashboard	<a href="#">View Report</a>
Membership Dashboard	<a href="#">View Report</a>

Show 5  
Showing rows 1-4 of 4

<< < 1 > >>

The report will display:

- Current Year Transaction Value
- Current Year Products Sold
- How many Orders have been paid
- Total Settlement Value for the financial year

Current Year Transaction Value

**\$161.27**

Current Year Products Sold

**287**

Current Year Paid Orders

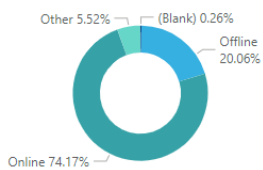
**201**

Current Year Settlement Value

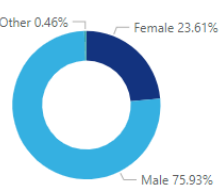
**\$118.24**

- The types of transactions that were processed (online and offline)
- Products purchased by gender
- Transactional value over multiple calendar years

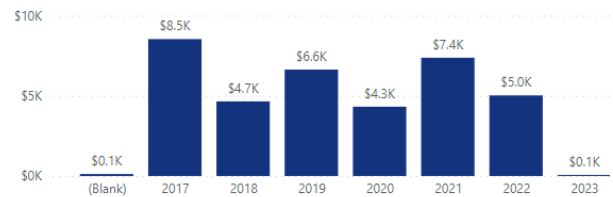
Transaction Types



Products by Assigned Gender

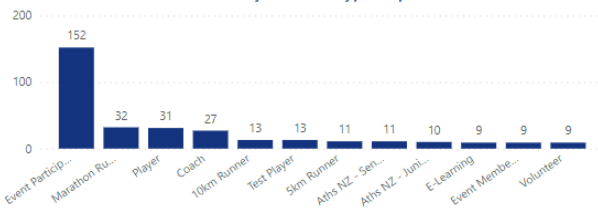


Transaction Value by Calendar Year



- Top 10 Members by Member Type
- Number of Members registered per calendar year

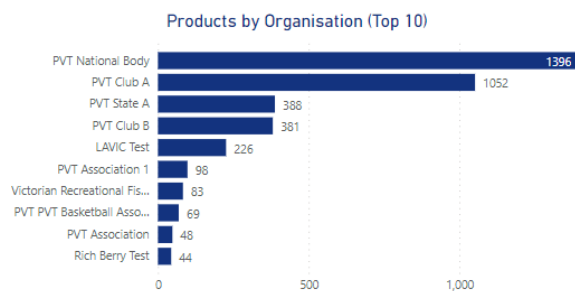
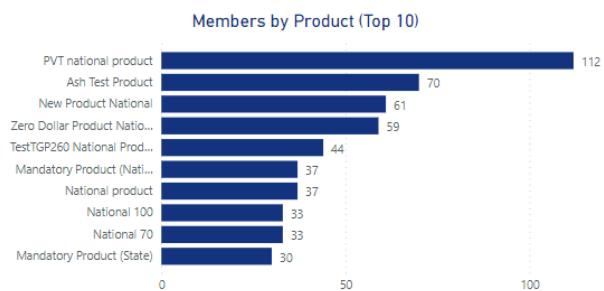
Members by Member Type (Top 10)



Members by Year



- Top 10 Products purchased by members
- Top 10 Products by Organisation



## Related Articles

---