



## Subdomain, Landing Pages and Event Registration Form Display

Last Modified on 28/04/2021 9:34 am AEST

After you have input a sub domain link within the event registration form in Step 5: Publish, below is an example of where you can see where this sub domain displays, the landing page for the event (where entrants can access the event form and see information related to the event) and how the even registration form appears when it is taking online registrations and when it is currently offline.

### LANDING PAGE:

To view the landing page:

Within the event you created click on **PUBLISH** > then click the **VIEW LANDING PAGE** button.

A screenshot of the GameDay 5K Run event management interface. The page title is 'GameDay 5K Run' with an 'Active' status indicator. A navigation bar shows five steps: 1 Event Details, 2 Event Products & Groups, 3 Questions & Layout, 4 Messaging And Notifications, and 5 Publish (highlighted with a red box). Below the navigation bar, there are two sections: 'Links' and 'Form Link'. The 'Links' section has a 'Sub Domain' field containing 'stackrun' and a 'Landing Page Link' field containing 'https://stackrun.events.mygameday.app' (with a lock icon). A 'View Landing Page' button (highlighted with a red box) is positioned below the 'Links' section. The 'Form Link' section has a 'Form Link' field containing 'https://events.mygameday.app/#/event/registration-form/stackrun' (with a lock icon) and a 'View Form' button below it.

The landing page can be viewed at any point by members regardless of whether the event form itself is taking registrations or not.

### SUB DOMAIN

The subdomain that you created for the event displays like the following when viewing the event landing page or the event registration form.

You can send this URL out to entrants who can view this landing page that shows dates, sponsors, products, venue etc.

### LANDING PAGE:

← BACK

## GameDay 5K Run

Active

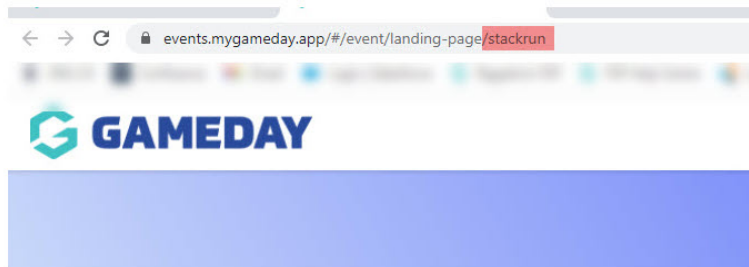
① Event Details   ② Event Products & Groups   ③ Questions & Layout   ④ Messaging And Notifications   ⑤ Publish

Links

Sub Domain \*

Landing Page Link

[View Landing Page](#)



### EVENT REGISTRATION FORM:

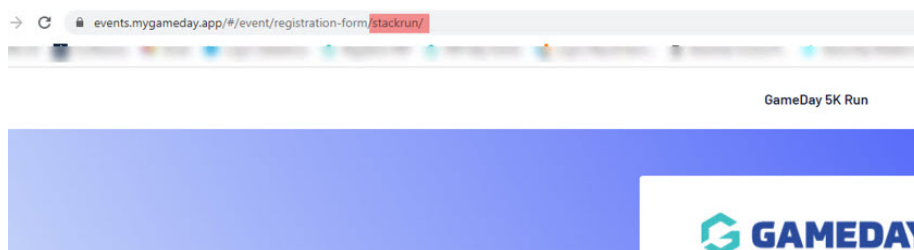
GameDay 5K Run

Active

① Event Details   ② Event Products & Groups   ③ Questions & Layout   ④ Messaging And Notifications   ⑤ Publish

Form Link

[View Form](#)



### EVENT REGISTRATION FORM STATUS:

The following displays are based on what dates you have set as the **FORM ACTIVATION** and **FORM EXPIRY DATE** within the event itself.

## Publish

Form Status \*

Form Activation Date/Time \*

27/04/2021 ▼

12:00 am

AEST

Form Expiry Date/Time \*

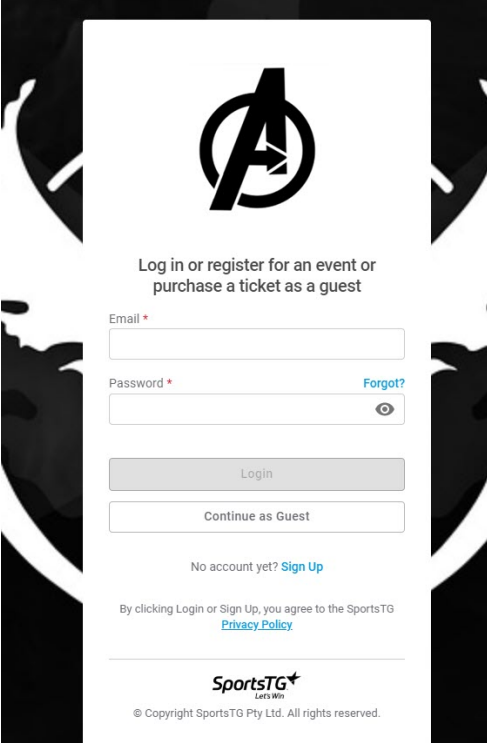
31/12/2021 ▼

11:00 pm

AEDT

If an event is **currently taking online registrations**, the event registration form will appear like the below, where they are able to register.


Test Event Ash  
Test Event Ash



The screenshot shows a mobile-style registration form. At the top, the event name 'Test Event Ash' is repeated twice. Below this is a large black and white logo featuring a stylized letter 'A' with a circular arrow around it. The text 'Log in or register for an event or purchase a ticket as a guest' is centered. There are two input fields: 'Email \*' and 'Password \*'. The password field has a 'Forgot?' link and an eye icon. Below the fields are two buttons: 'Login' (disabled) and 'Continue as Guest'. A link 'No account yet? Sign Up' is also present. At the bottom, there is a disclaimer: 'By clicking Login or Sign Up, you agree to the SportsTG Privacy Policy' with a link to the policy. The SportsTG logo and tagline 'Let's Win' are at the very bottom, along with the copyright notice: '© Copyright SportsTG Pty Ltd. All rights reserved.'

If an event is **not currently taking online registrations**, the event registration form will appear like the below where they are not able to register at all. It will show a countdown timer to when registrations are available.

Ash Future Event  
Ash Future Event



The graphic features a white background with a black border. At the top, there is a stylized white archway with two hands reaching up. Below this is a black circular logo containing a white 'A' with a cricket ball and bat. The text 'Registrations for this event are currently closed. They will open in' is centered. A large digital countdown shows '10 days', '8 hours', '51 minutes', and '47 seconds'. Below the countdown is the date 'Monday 20th July, 2020'. At the bottom is the 'SportsTG' logo with a star and the tagline 'Let's Win', followed by a small copyright notice.

Registrations for this event are currently closed.  
They will open in

**10** days   **8** hours   **51** minutes   **47** seconds

Monday 20th July, 2020

**SportsTG**   
Let's Win

© Copyright SportsTG Pty Ltd. All rights reserved.

## Related Articles

---