

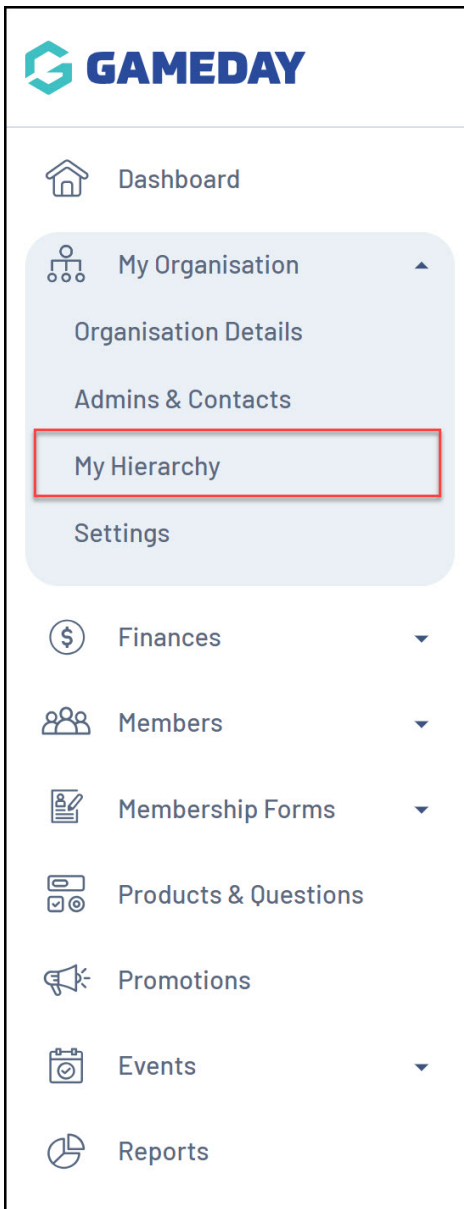


## How do I find an Organisation's assigned ID?

Last Modified on 05/03/2024 9:51 am AEDT

If you have an Organisation ID rule active in your GameDay database, you can find the individual assigned IDs using the process below:

1. In the left-hand menu, click **My Organisation > MY HIERARCHY**











2. Any organisations that have had an ID assigned to them will have that ID displayed in the **ORG ID** column

**My Hierarchy** ?

Organisations

[Create Organisation](#) Active All Organisation Types  ⚙️

Logo	Organisation Name	Org ID	Type	Parent Organisation	Phone	Email	Status	Action(s)
	Ducks	NAT100124	Club	Training	+61400100200		<span>Active</span>	<span>View</span> <span>⌵</span>
	Koalas	NAT100125	Club	Training	+61400100200		<span>Active</span>	<span>View</span> <span>⌵</span>
	Lions	NAT100123	Club	Training	+61400100200		<span>Active</span>	<span>View</span> <span>⌵</span>
	Tigers	NAT100122	Club	Training	+61400100200		<span>Active</span>	<span>View</span> <span>⌵</span>

## Related Articles