



GAMEDAY

How do I show or hide questions based on a product selection on my event form?

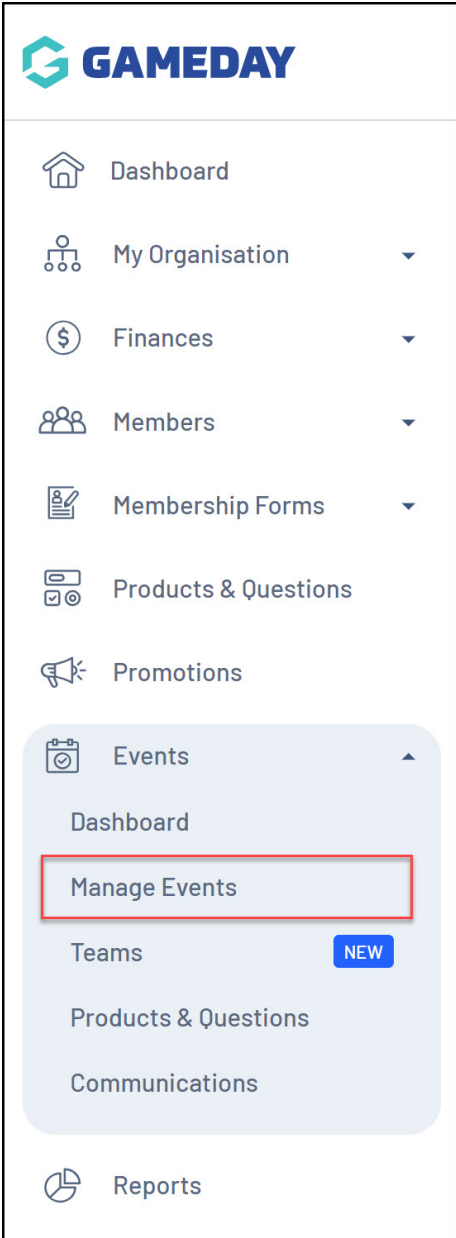
Last Modified on 19/03/2024 1:15 pm AEDT

GameDay administrators can display specific questions based on a pre-defined product selection within an event form, allowing you to make your event form more relevant and tailored to specific groups of members.

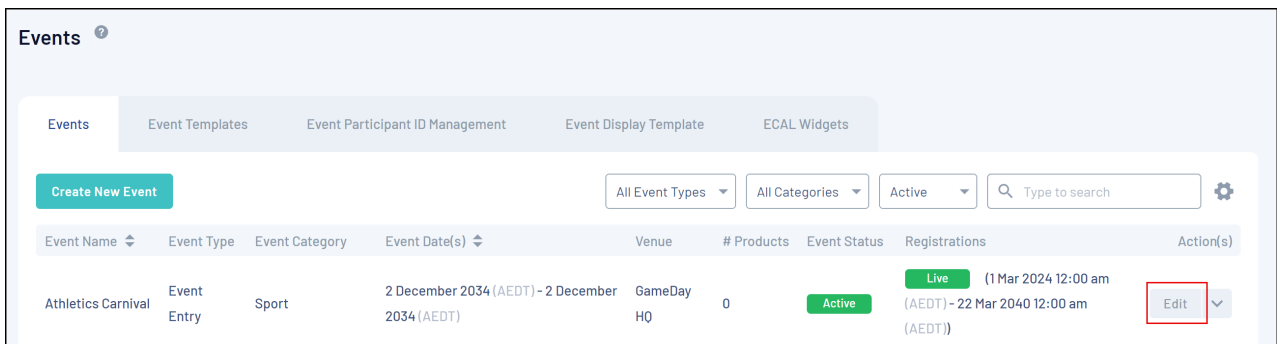
Note: Before you can set up conditional questions, please ensure you have created the applicable products and questions and have added them to the event form

In the example below, we will configure our Parent/Guardian fields to only display for members who select a Junior product:

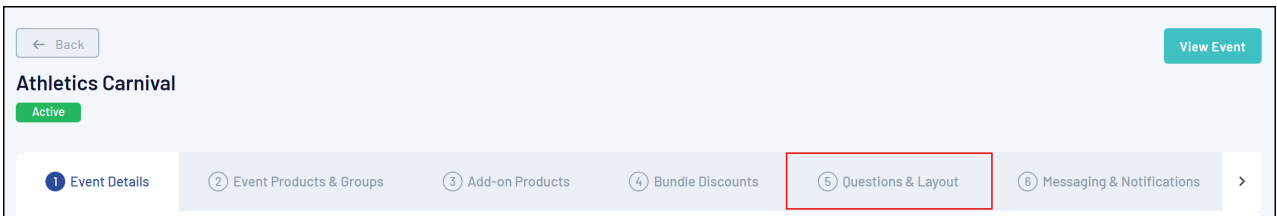
1. In the left-hand menu, select **Events > MANAGE EVENTS**



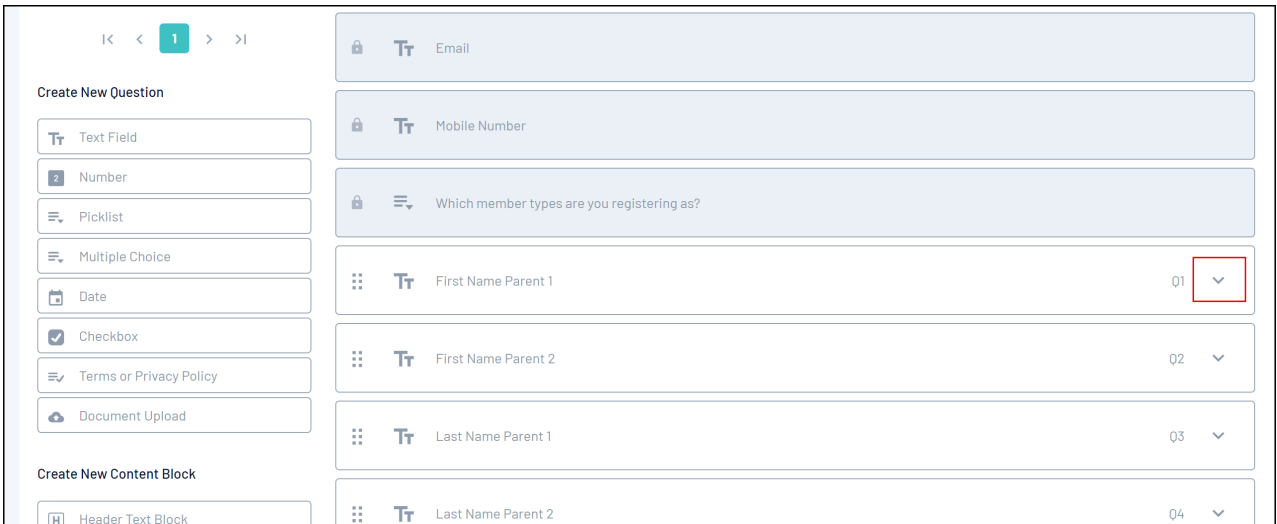
2. Click **EDIT** against the relevant event



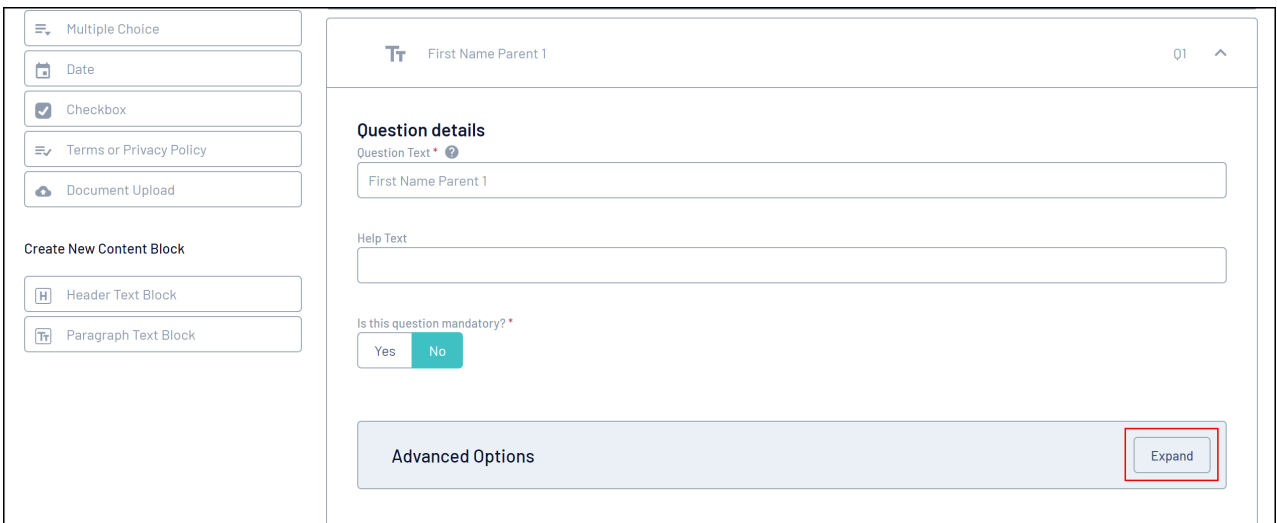
3. Go to the **QUESTIONS & LAYOUT** tab



4. Expand the relevant question. Add them to the form if you have not already done so



5. Under **Advanced Options**, click **EXPAND**



6. In the **SHOW QUESTION ONLY IF USER SELECTS PRODUCT** field, choose the product that you want to trigger this question to show:

Advanced Options Close

Show this question to Please select Show to All Member Types

Show this question to gender(s) All Male Female

Show this question to all ages? Yes No

Show question only if user answers Form Question
Please select

Show question only if user selects product Form Products
Junior Athletics Carnival Entry x

7. Click **SAVE**

You will then see on your event form that the relevant question will only appear when the correct product is selected.

Related Articles
