



# GAMEDAY

## How do I generate a QR Code for my Membership Form?

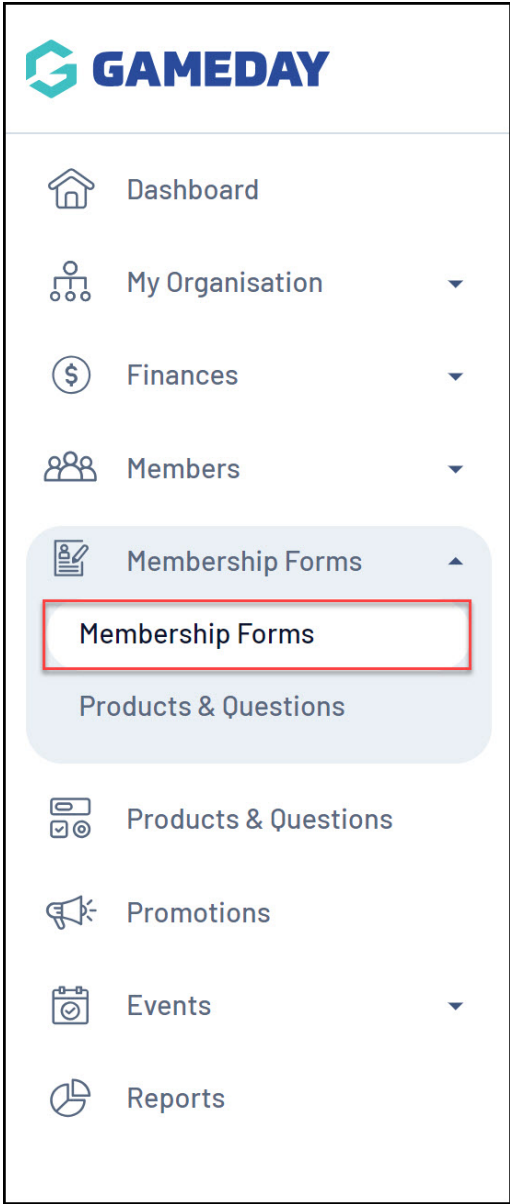
Last Modified on 15/01/2024 10:49 am AEDT

With GameDay's QR Code generator, administrators can download a QR Code directly from GameDay to provide to members as a link to a specific Membership Form.

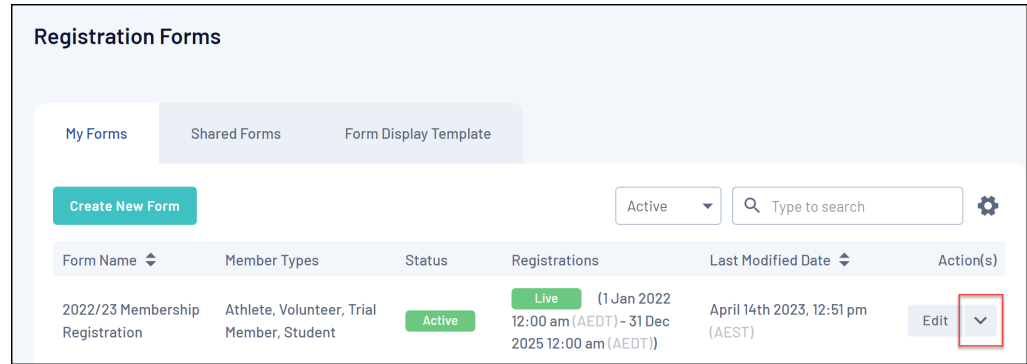
This is designed to give members a quick and easy way to access a Membership Form through their mobile device and offers the flexibility to scan the QR Code as a printed copy, included in communications, or directly through GameDay.

To generate a Membership Form **QR Code**:

1. In the left-hand menu, open the **Membership Forms** menu and click **MEMBERSHIP FORMS**.



2. Find the Membership Form for which you want to generate a QR Code, then click the **Actions Arrow** > **GENERATE QR CODE**.



### Registration Forms

My Forms | Shared Forms | Form Display Template

Create New Form


Active | Type to search

Form Name	Member Types	Status	Registrations	Last Modified Date
2022/23 Membership Registration	Athlete, Volunteer, Trial Member, Student	Active	Live (1 Jan 2022 12:00 am (AEDT) - 31 Dec 2025 12:00 am (AEDT))	April 14th 2023, 12:51 pm (AEST)
			Live (23 Feb 2023	February 24th 2023, 12:05

- Open Form URL
- Copy Form URL
- Generate QR Code
- Export Data to CSV

This will generate your QR Code. You'll notice that scanning this with your mobile device will automatically send you to a link to your selected Membership Form.

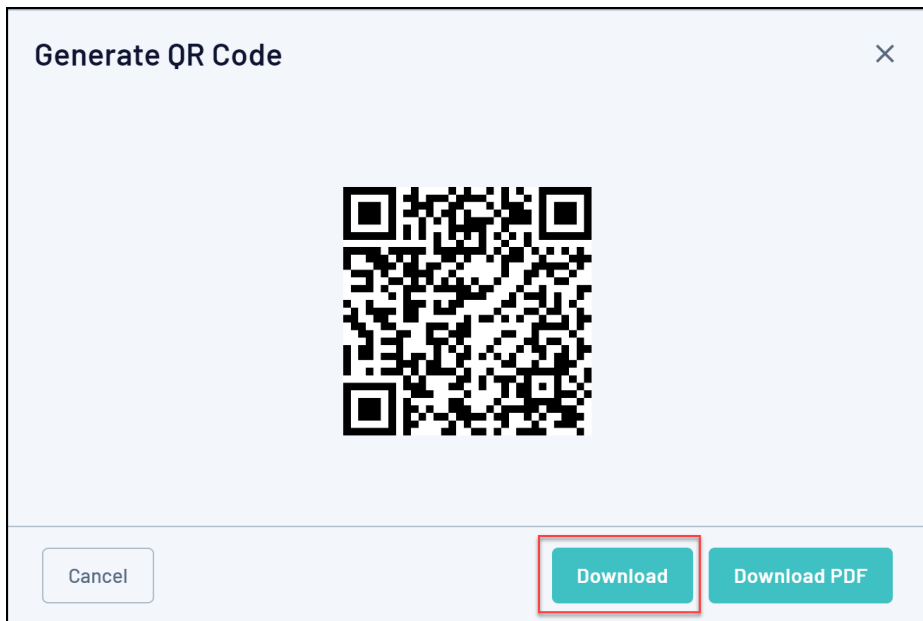
### Generate QR Code



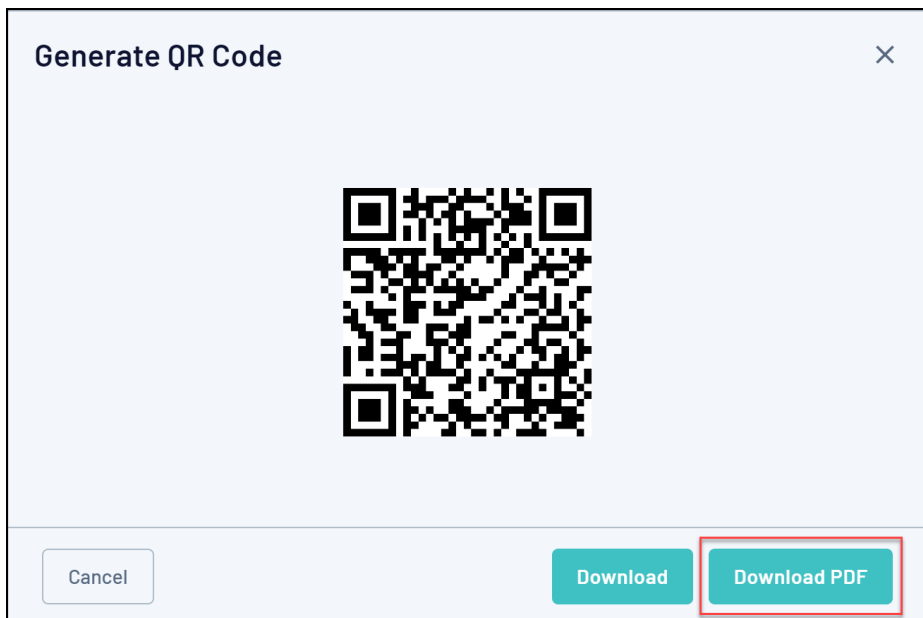
Cancel | Download | Download PDF

3. Here, you will have two options:

- **Download:** Allows you to download a direct image file of your QR Code.



- **Download PDF:** Allows you to download a formatted PDF version of the QR Code which also includes:
  - The QR Code
  - The Name of the Membership Form
  - Your Organisation Logo
  - Your Organisation Name





GameDay Training

## 2022/23 Membership Registration



### Related Articles

---