



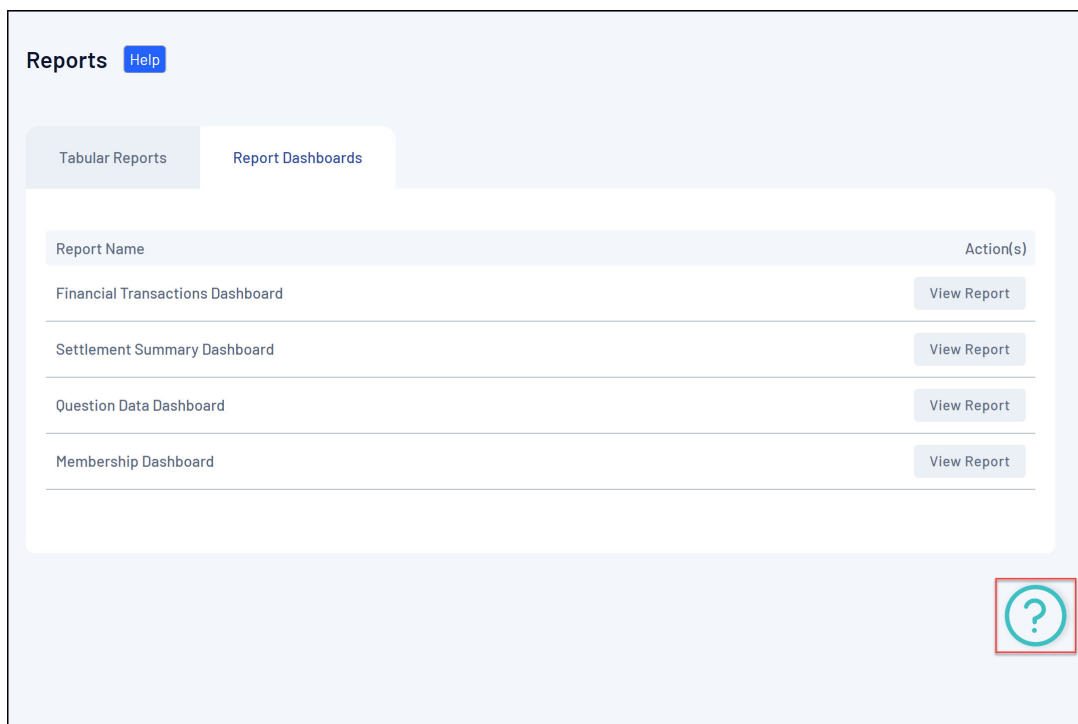
GAMEDAY

Resource Centre

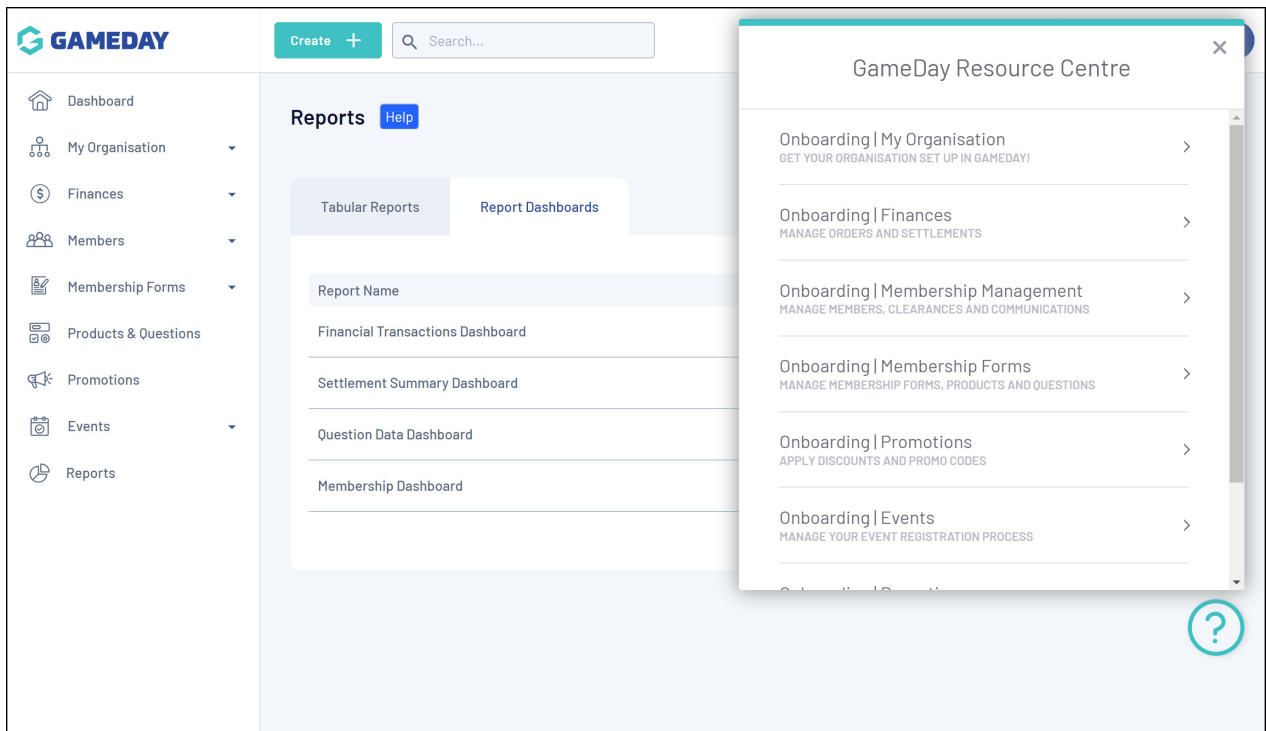
Last Modified on 05/10/2023 10:18 am AEDT

GameDay's **Resource Centre** allows all users to embark on their own self-paced learning journey entirely within the platform using a series of onboarding guides covering key features, as well as a round-up of recent releases to keep users up to date with what's happening in the platform.

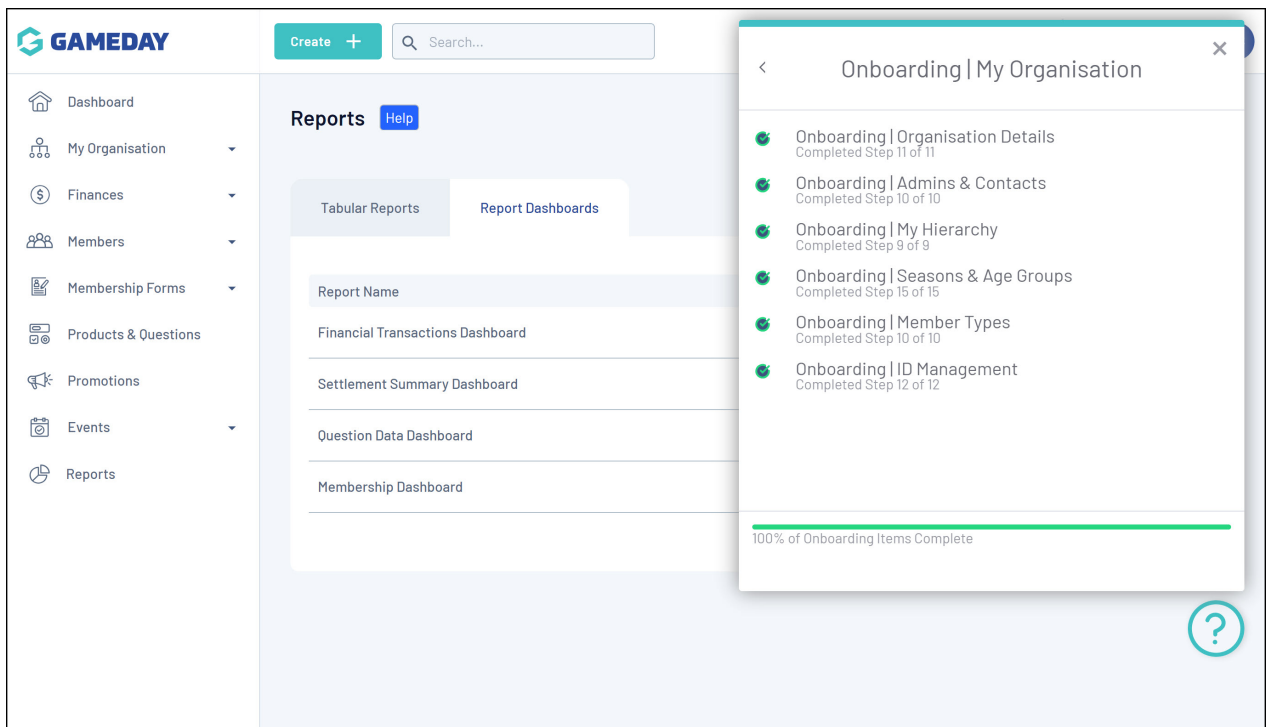
The Resource Centre can be found in the bottom-right corner of the page:



By opening the Resource Centre, you will instantly gain access to a suite of onboarding guides grouped according to the key menu items in the left-hand side of the page.



Each onboarding guide saves your progress as you complete tasks, allowing you to track your progress as you continue to learn about GameDay's features.



Each guide will walk you through an introductory tour of the selected feature, explain how it works, and provide useful links to learn more detailed processes.

The screenshot shows the GAMEDAY interface. On the left is a navigation menu with categories like Dashboard, My Organisation, Finances, Members, etc. The main content area is titled 'Admins & Contacts' and features a 'Create +' button. A modal window is open in the center, titled 'Admins & Contacts' under 'PRODUCT ONBOARDING'. The modal contains the GAMEDAY logo and an image of a laptop displaying a 'Create Contact' form. Below the image, there are three paragraphs of text explaining the 'Admins & Contacts' section, the difference between 'Contact' and 'Admin', and a 'Show Me' button. In the background, a table of contacts is visible with columns for 'Is Primary', 'Admin Status', and 'Action(s)'. The table lists several contacts, all with 'Active' status and 'Edit' actions. A search bar and a settings gear are also visible at the top of the table area.

MY ORGANISATION

PRODUCT ONBOARDING

Admins & Contacts

GAMEDAY

The **Admins & Contacts** section allows you to control who has access to your organisation's database. It can also be a helpful way of storing any other organisation contacts that may not need to have administrator access to your database.

Your **Admins & Contacts** list shows you anyone that has been added as a **Contact** previously.

A **Contact** refers to anyone that you have added to this list, regardless of whether or not they have administrator access to your database.

An **Admin** refers to a **Contact** who has been granted access to log in to your organisation's GameDay database.

[Show Me](#)

Is Primary	Admin Status	Action(s)
<input type="checkbox"/>	Active	Edit
<input type="checkbox"/>	Active	Edit
<input type="checkbox"/>	Active	Edit
<input type="checkbox"/>	Active	Edit
<input type="checkbox"/>	Active	Edit
<input type="checkbox"/>	Active	Edit
<input type="checkbox"/>	Active	Edit
<input type="checkbox"/>	Active	Edit
<input type="checkbox"/>	Active	Edit
<input type="checkbox"/>	Active	Edit

Related Articles