



## How do I set up my Stripe account through GameDay (United Kingdom)?

Last Modified on 10/12/2024 3:27 pm AEDT

**Important:** Before proceeding, please ensure you have the relevant documentation ready to expedite the Stripe account verification process. You can read more about the documentation requirements for different countries [here](#).

### What is Stripe?

GameDay partners with Stripe for secure financial services. In order to facilitate settlement payouts to your organisation, GameDay and Stripe requires that your organisation successfully completes the required "Know Your Customer" (KYC) obligations.

"Know Your Customer" (KYC) obligations for payments require Stripe to collect and maintain information on all Stripe account holders. These requirements come from Stripe's regulators and are intended to prevent abuse of the financial system.

You can read more about Stripe's KYC obligations and the collection of relevant information [here](#)

**The status of the KYC Financial Configuration will not affect payments successfully being processed via the payment gateway.**

The below guide outlines the process of setting up your Stripe account if your organisation is located in the **United Kingdom**.

**Note:** For users outside the United Kingdom, please consult the relevant article below for help on setting up your Stripe account:

- [Australia](#)
- [New Zealand](#)
- [Ireland](#)
- [Hong Kong](#)
- [Singapore](#)
- [United States](#)

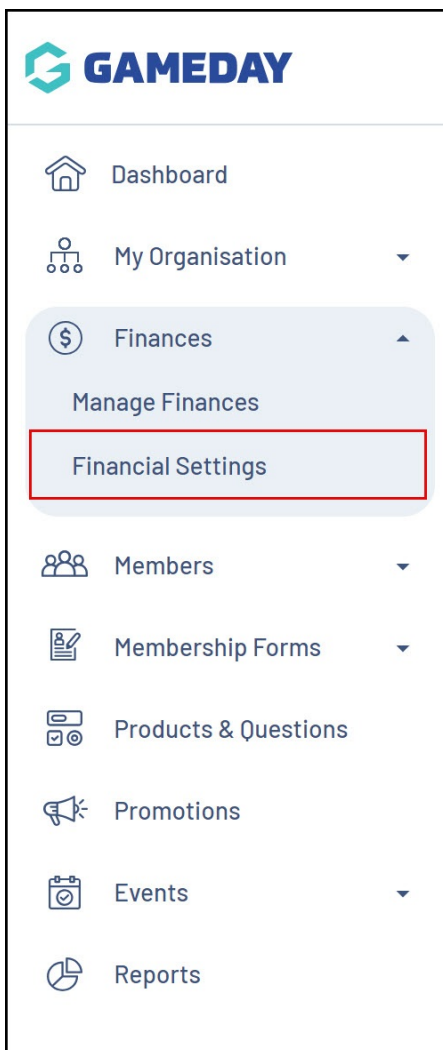
- Other

To read more about the different types of verification documents required by each country, click [here](#).

## Activating your Stripe Account

In the left-hand menu, open the **Finances** option, then select **FINANCIAL SETTINGS**

**Note:** only an Admin enabled as the Role of **Super User** for your organisation will be able to complete the financial configuration KYC onboarding



This page will indicate whether or not you've completed your Stripe KYC obligations, displaying a status at the top of the page, including:

### Not Started

## Financial Settings ?

Financial Configuration

Bank Details

Refunds

Processing Fees

Payment Gateways

Voucher Settings

### Financial Configuration

Not Started



GameDay partners with Stripe for secure financial services. In order to facilitate settlement payouts to your organisation, GameDay and Stripe requires that your organisation successfully completes the required "Know Your Customer" (KYC) obligations.

[More Info \(Show\)](#)

Before proceeding, please ensure you have the required information available to complete the "Know Your Customer" (KYC) obligations.

Start Financial Configuration

Powered by **stripe**

## More Information Needed

## Financial Settings ?

Financial Configuration ▲

Bank Details

Refunds

Processing Fees

Payment Gateways

Voucher Settings

### Financial Configuration

More Information Needed



GameDay partners with Stripe for secure financial services. In order to facilitate settlement payouts to your organisation, GameDay and Stripe requires that your organisation successfully completes the required "Know Your Customer" (KYC) obligations.

[More Info \(Show\)](#)

Before proceeding, please ensure you have the required information available to complete the "Know Your Customer" (KYC) obligations.

Continue Financial Configuration

Powered by **stripe**

## Complete

## Financial Settings ?

Financial Configuration

Bank Details

Refunds

Processing Fees

Payment Gateways

Voucher Settings

### Financial Configuration

Complete



GameDay partners with Stripe for secure financial services. In order to facilitate settlement payouts to your organisation, GameDay and Stripe requires that your organisation successfully completes the required "Know Your Customer" (KYC) obligations.

[More Info \(Show\)](#)

Before proceeding, please ensure you have the required information available to complete the "Know Your Customer" (KYC) obligations.

[Manage Financial Configuration](#)

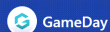
Powered by [stripe](#)

To submit a new application, click **START PAYMENT CONFIGURATION**

If you've already started an application but haven't completed it, click **CONTINUE PAYMENT CONFIGURATION**

## Contact Details & Verification Code

Enter your mobile number and email address, then click **CONTINUE**



GameDay partners with Stripe for secure financial services.

Powered by [stripe](#)

[Help](#)

[Terms](#)

[Privacy](#)

English (GB)

### Let's get started

Fill in a few details below.

Mobile number

AU

We'll text this number to verify your account. Message and data rates may apply. By continuing, you agree to our [Terms of Service](#) and [Privacy Policy](#). In test mode, you can skip this with the [test phone number](#).

Email

Have a Stripe account? You can use the same email.

[Continue →](#)

Enter the 6-digit verification code sent to your mobile to validate your account



GameDay partners with Stripe for secure financial services.

Powered by [stripe](#)

[Help](#)

[Terms](#)

[Privacy](#)

English (GB)

## Verify your phone number

To continue, please enter the 6-digit verification code sent to your phone ending in

Verification code

<input type="text"/>	<input type="text"/>	<input type="text"/>	<input type="text"/>	<input type="text"/>	<input type="text"/>
----------------------	----------------------	----------------------	----------------------	----------------------	----------------------

Resend message

Use a different mobile number

This site is protected by reCAPTCHA and hCaptcha. The Google [Privacy Policy](#) and [Terms of Service](#), as well as the hCaptcha [Privacy Policy](#) and [Terms of Service](#), apply.

## About Your Business

Make the most applicable selection from the fields below, then click **CONTINUE**:

- **Type of Business**: Choose one of the following options
  - Individual/Sole Trader
  - Company
  - Non-profit

You may also be asked to select your Business Structure, depending on your selection above



GameDay partners with Stripe for secure financial services.

[← Return to GameDay](#)

Powered by **stripe**

[Terms](#)

[Privacy](#)

[English \(GB\) ↕](#)

Contact GameDay for support  
[support@mygameday.app](mailto:support@mygameday.app)



## About your business

Select a legal entity for your company.

Type of business

Non-profit

Business structure

Charitable Company

**Continue →**

Save for later

Enter your business information, then click **CONTINUE**

If you do not have a **Companies House Registration Number (CRN)**, you can apply online using the link below the field.



## GameDay partners with Stripe for secure financial services.

[← Return to GameDay](#)

Powered by **stripe**

[Terms](#)

[Privacy](#)

[English \(GB\) ↕](#)

Contact GameDay for support  
[support@mygameday.app](mailto:support@mygameday.app)

### Tell us more about your business

This information is collected to better serve your business and comply with regulators and financial partners, as indicated in the [Terms of Service](#).

#### Legal business name

The name you provide must exactly match the name associated with your tax ID.

#### Companies House Registration Number (CRN)

We only need your 7 or 8-digit **Company Number**. Don't have one yet? [Apply online](#).

#### Business name Optional

The operating name of your company, if it's different than the legal name.

#### Registered business address

This address must match the address filed with the UK tax authority. [Find your filed address here](#).

You can use your home address if you don't have a business address.

#### Business phone number

#### Industry

Selecting your industry helps satisfy risk and compliance obligations. Select the option that best matches the goods or service your customers will buy.

#### Business website

If you don't have a website, enter a social media page, LinkedIn, or other relevant link.

#### Product description


Provide a 1-2 sentence description. Make sure to note when you typically charge your customers (i.e. during checkout or 3 days later). This helps us better understand your business.


[Continue →](#)

[Save for later](#)

**Note:** In the **Industry** field, the most common selection is **Other Membership Organisations** under the **Membership Organisations** section

## Industry

Please select your industry... 

 Search...

> Food and drink

> Professional services

▼ Membership organisations

Civic, fraternal or social associations

Charities or social service organisations

Religious organisations

Country clubs

Political organisations

**Other membership organisations**

> Personal services

> Transportation


> Travel and lodging

> Medical services



# Verify you represent this business


Verify your personal details, then click **CONTINUE**:

 GameDay

**GameDay partners with Stripe for secure financial services.**

[← Return to GameDay](#)

---

Powered by **stripe** 

[Terms](#)

[Privacy](#)

[English \(GB\) ↕](#)

---

Contact GameDay for support  
[support@mygameday.app](mailto:support@mygameday.app)

**Verify you represent this business**

This form must be filled out by someone with significant control and management of your business. If that's not you, make sure to ask the right person to continue.

**Legal name**

Legal first name

Legal last name

**Email address**

you@example.com

**Job title**

CEO, Manager, Partner

**Date of birth**

DD / MM / YYYY

**Home address**

United Kingdom ↕

Street address

Flat, unit, or other

Post town

Postal code

**Phone number**

GB ↕ +44 07400 123456

I own 25% or more of the company.

I am a member of the governing board of the company.

**Continue →**

Save for later

## Business Executives/Owners/Directors

In the next section, you may be asked to add the details of additional executives, directors, managers or owners, depending on the selection you made in the **Type of Business**



## GameDay partners with Stripe for secure financial services.

[← Return to GameDay](#)

Powered by **stripe**

[Terms](#)

[Privacy](#)

[English \(GB\) ↕](#)

Contact GameDay for support  
[support@mygameday.app](mailto:support@mygameday.app)



### Business executives

We're required to collect information about any executives or senior managers who have significant management responsibility for this business.

Please list all business executives from a.

+ Add another executive

**Continue** →

Save for later

## Bank Account

Add the bank account you'd like to receive payouts to through Stripe, including your Currency, Sort Code and Account Number then click **CONTINUE**



## GameDay partners with Stripe for secure financial services.

[← Return to GameDay](#)

Powered by **stripe**

[Terms](#)

[Privacy](#)

[English \(GB\) ↕](#)

Contact GameDay for support  
[support@mygameday.app](mailto:support@mygameday.app)

### Add an account for payouts

Earnings that you receive will be sent to this account.

Currency

GBP - British Pound

Country of bank account

United Kingdom

Sort code

108800

Account number

00012345

Confirm account number

00012345

I, the account holder, am the only person required to authorise debits. By submitting a bank account, I authorise Stripe to transfer to and from this bank account through the Bankers' Automated Clearing Services (Bacs), protected by the Bacs direct debit guarantee, and confirm that I have read and agree to the [Services Agreement](#), including the Bacs Direct Debit Instructions.

[Continue](#)

## Review and Submit

Finally, confirm that the details you've submitted are correct, and complete any outstanding information if needed, then click **AGREE AND SUBMIT**



## GameDay partners with Stripe for secure financial services.

[← Return to GameDay](#)

Powered by **stripe**

[Terms](#)

[Privacy](#)

[English \(GB\) ↕](#)

Contact GameDay for support  
[support@mygameday.app](mailto:support@mygameday.app)

### Review and submit

Take a moment to review your information.

Business details

[Edit](#)

Other information provided

CRN, Phone, Industry

Management and ownership

[Add someone new](#)

[Edit](#)

Other information provided

Job title, Phone

Payout details

By clicking Agree and submit, you agree to the [Connected Account Agreement](#).

[Agree and submit](#)

You will then be redirected to your GameDay database and your KYC application will be marked as **COMPLETE**, allowing you to receive settlements from online payments

### Related Articles